

CEO Report

September 8, 2009





Highlights: Policy/Advocacy

□ Legislative Policy/Advocacy

- Worked with community partners, state and local government, board members, providers and colleagues from around the state to defeat HB 501 and SB2570
- Advocated for other legislation to improve services for children in Florida

□ Legislative Policy/Advocacy

- Providers have a place at the table
 - Program Committee is co-chaired by provider
 - Regular Provider Services Committee meetings
 - Other opportunities created to allow for provider participation
 - Meetings in Monroe County
 - Opportunities for provider input through their board representatives

- Alliance for Early Care and Education board of directors (providers) passed a resolution opposing HB 501. Alliance and other provider and community organizations work in partnership with ELC

□ **Quality Counts (Miami-Dade)**

- 5 Star voluntary rating system that reviews early learning programs according to clearly defined, high quality standards
- Many partners collaborating to provide services including: training, technical assistance & environmental assessments
- Programs also receive materials & grant awards

□ **Accreditation (Miami-Dade)**

- Accreditation systems set professional standards for early childhood education programs
- Technical assistance partners provide accreditation facilitation directly with centers and family childcare homes



Miami-Dade/Monroe Accreditation Reports

Accredited Individual Sites by County

County	License Type	Sites
Miami-Dade	Center	370
Miami-Dade	Family	27
Monroe	Center	18
Total Sites		415

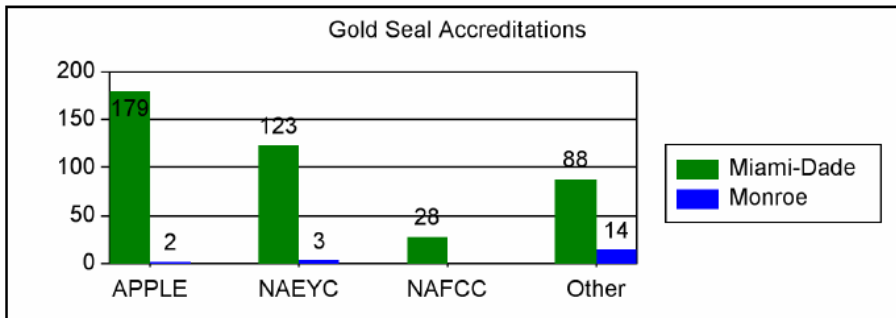
Accreditation Body		Miami-Dade	Monroe
ACSI	Association of Christian Schools International	2	
ACTS	Association of Christian Teachers and Schools	1	
AMS	American Montessori Society	2	
APPLE	Accredited Professional Preschool Learning Environment	176	2
BISA	Bilingual School Association	29	
COA	Council of Accreditation Commission	5	3
COBIS	Council of Bilingual Schools	3	
CSF	Christian Schools of Florida	1	
FACCS	Florida Association of Christian Colleges and Schools	2	
FCIS	Florida Council of Independent Schools	3	
FKC	Florida Kindergarten Council	8	
NAC	National Accreditation Commission	6	
NACECEP	National Accreditation Commission for Early Care and Education Programs	2	
NAEYC	National Association of the Education of Young Children	120	3
NAFCC	National Association of Family Child Care	27	
NCPSA	National Council of Private Schools Accreditation	16	2
NIPSA	National Independent Private Schools Association	2	
SACS	Southern Association of Colleges and Schools	33	7
UMAP	United Methodist Association of Preschools	3	1
MSAC	Montessori School Accreditation Commission		1
Total		441	19

Source: United Way of Miami as of 9/03/2009 Via WELS



Miami-Dade/Monroe Accreditation Reports

Gold Seal Sites by County



As of 9/3/2009 there are 383 Gold Seal Sites

County	License Type	Sites
Miami-Dade		
	Child care facility (licensed)	312
	Family day care home (licensed)	2
	Large family child care home (licensed)	25
	Religious Exempt Facility	2
	School Exempt	25
Subtotal		366
Monroe		
	Child care facility (licensed)	9
	School Exempt	8
Subtotal		17
Total Sites		383

Source: United Way of Miami as of 9/03/2009 Via WELS

- ❑ **Inclusion & Assessment (Miami-Dade & Monroe)**
 - Inclusion services provide assessment-based individual intervention plans. Services are designed to maximize the progress of children who may have early learning difficulties
 - The Coalition, through contracts with community partners, completes child development screenings & assessments for children to 5 yrs old
 - Referrals made to appropriate services when developmental concerns are identified
- ❑ **Hearing & Speech (Miami-Dade)**
 - Vision, hearing & speech screenings provided to children in select sites

□ **Child Health Screenings (Monroe)**

- Eligible children birth to five will receive a comprehensive child health screening conducted by the Florida Keys Area Health Education Center

□ **Mentoring Services (Monroe)**

- ELC Classroom Mentors provide mentoring and inclusion services to providers
- ELC Classroom Mentors visit providers on an individual basis and also hold trainings for groups

□ **Klaus-Murphy (Monroe)**

- ELC received a grant from the Klaus Murphy Foundation to provide tuition & book assistance and support for teachers in Key West

□ Curriculum Learning Communities (Miami-Dade)

- The Curriculum Learning Communities (CLC) project will help early learning programs implement developmentally appropriate curricula (Creative Curriculum or HighScope)
- Based on best practices & lessons learned from Ready Schools Miami and other early childhood curriculum implementation initiatives
- Centers will receive specialized training and be able to access curriculum materials, incentives to cover staff time, support from the learning communities and ongoing follow up

□ Reading Is Fundamental (Miami-Dade and Monroe)

- Awarded a matching grant from RIF to operate a book distribution program
- The goals of the program are to provide new, free books to children and to motivate children, families and community members to read together



FUND DEVELOPMENT ACTIVITIES

Unrestricted

American Airlines Arena (Globetrotters and Sesame Street Events) - >\$500
Vending Machines - \$658
Verdejas and De Armas CPA Seminars - \$3,200
Barnes and Nobel Book Fair - \$>200
Other Sources - \$8,000

\$12,558

Other

Epic Hotel - Media - \$12,000
Clear Channel - \$302,000
University of Miami Research Studies and Projects - \$100,000
IBM Kids Smart Early Learning Grant - \$50,000
ECIF - Quality Counts - \$300,000
Reading is Fundamental - \$125,000


\$889,000

Temporary Restricted

The Children's Trust - Quality Counts - \$3,600,000
Tremaine and ECIF - Inclusion Services - \$50,000
The Children's Trust - Child Care Purchasing Pool - \$500,000
CCEP BOD - Child Care Purchasing Pool - \$2,867,400
The Children's Trust - VPK Marketing - \$200,000
Klaus Murphy Foundation - Teacher Scholarships - \$25,000

\$7,242,400

\$8,143,958





Funding Stream

School Readiness \$123,376,506 - 68.07%

VPK \$50,799,096 - 28.03%

The Children's Trust QC \$3,665,000 - 2.02%

FL DCF Refugee \$1,895,000 - 1.05%

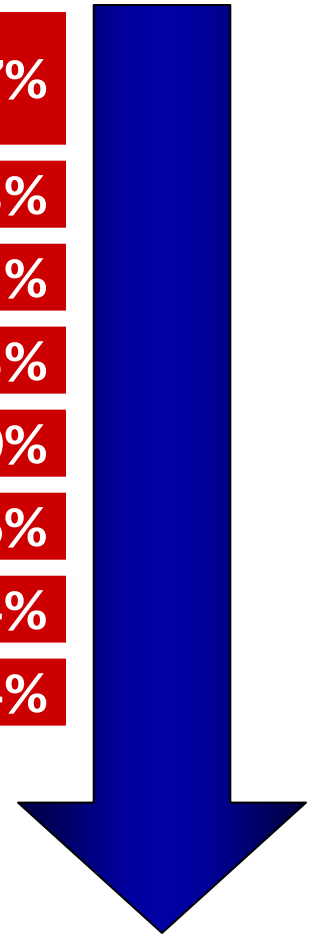
Teen Age Parent Program (TAPP) \$1,250,000 - .069%

FL DOE VPK Regional Coordinator \$107,000 - 0.06%

VPK Outreach \$74,143 - 0.04%

VPK Monitoring \$75,599 - 0.04%

\$181,242,344





Schedule of Awards

Early Learning Coalition of Miami-Dade & Monroe, Inc.
 Schedule of Awards Comparison
 by Fiscal Year

Award Year	(A) <u>FY 07-08</u>	(B) <u>FY 08-09</u>	(B - A) <u>Variance</u>	(D) <u>FY 09-10</u>	(D - B) <u>Variance</u>	(D - A) <u>Variance</u>
VPK	50,883,857	48,699,141	(2,184,716)	39,624,283	(9,074,858)	(11,259,574)
VPK-ARRA	-	-	-	11,154,813	11,154,813	11,154,813
Total VPK	\$ 50,883,857	\$ 48,699,141	\$ (2,184,716)	\$ 50,779,096	\$ 2,079,955	\$ (104,761)
SR	119,692,525	118,069,720	(1,622,805)	112,456,252	(5,613,468)	(7,236,273)
CCEP	1,111,941	1,050,000	(61,941)	2,317,400	1,267,400	1,205,459
SR ARRA	-	5,711,025	5,711,025	14,313,879	8,602,854	14,313,879
Total SR	\$ 120,804,466	\$ 124,830,745	\$ 4,026,279	\$ 129,087,531	\$ 4,256,786	\$ 8,283,065
VPK OA	119,013	107,964	(11,049)	74,143	(33,821)	(44,870)
VPK MI	111,050	87,694	(23,356)	75,599	(12,095)	(35,451)
Total	\$ 230,063	\$ 195,658	\$ (34,405)	\$ 149,742	\$ (45,916)	\$ (80,321)

* Funding Streams for FY 10-11 are currently unknown.



Budget vs. Mandates

Early Learning Coalition of Miami-Dade and Monroe, Inc.
 Budget vs Mandates Comparison
 For Fiscal Year 2009-10

School Readiness	Budget	Mandates as		Actual	
		%	\$Amount	%	\$Amount
Slots	\$ 92,162,613	70%	\$ 86,363,554	74.70%	\$ 92,162,613
Administration	\$ 2,673,914	5%	\$ 6,168,825	2.17%	\$ 2,673,914
Central Agency Admin. and Non-Direct	\$ 9,601,578	14%	\$ 17,272,711	7.78%	\$ 9,601,578
Quality	\$ 18,938,401	4%	\$ 4,935,060	15.35%	\$ 18,938,401
Totals	\$ 123,376,506			100.00%	\$ 123,376,506



Budget vs. Mandates

Early Learning Coalition of Miami-Dade and Monroe, Inc.
 Budget vs Mandates Comparison
 For Fiscal Year 2009-10

School Readiness	Budget	Mandates as		Actual Allocation	
		%	\$Amount	%	\$Amount
Slots and Gold Seal	\$ 100,154,562	70%	\$ 86,363,554	81.18%	\$ 100,154,562
Administration	\$ 2,673,914	5%	\$ 6,168,825	2.17%	\$ 2,673,914
Central Agency Admin. and Non-Direct	\$ 9,601,578	14%	\$ 17,272,711	7.78%	\$ 9,601,578
Quality	\$ 10,946,452	4%	\$ 4,935,060	8.87%	\$ 10,946,452
Totals	\$ 123,376,506			100.00%	\$ 123,376,506

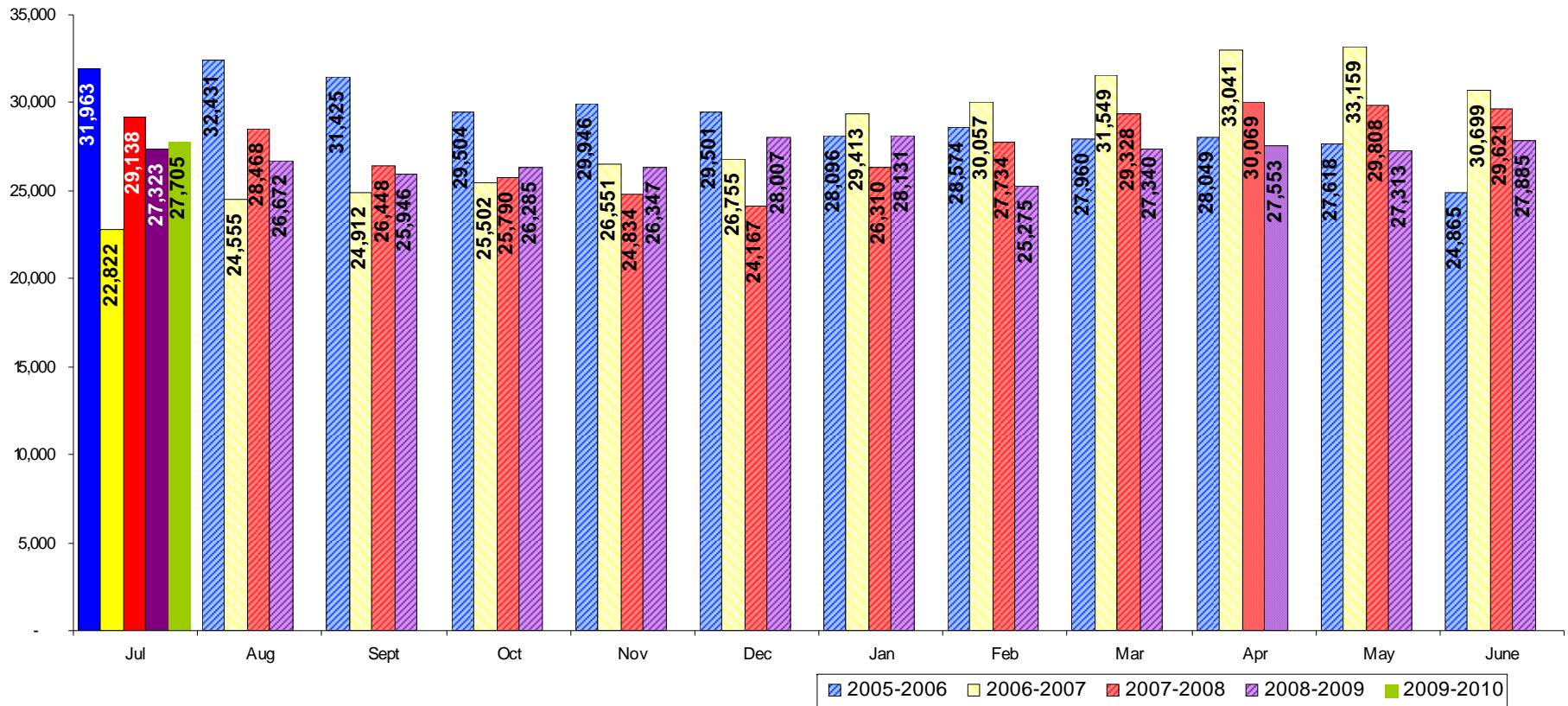


Miami-Dade SR and VPK Contract Considerations

- Question: Release RFP or award no bid contract to Miami-Dade County for FY2010-11?
 - \$3.7 Million Match for FY2008-09
 - \$3.4 Million Match for FY2009-10
 - \$3.4(?) Match for FY2010-11
 - \$11,010,000 Admin. Costs for FY2009-10
 - County requested increase of \$770,636
 - \$11,780,636 Proposed Admin. Costs for FY2010-11
- Considerations:
 - Sustainability of current service delivery model
 - Efficiencies are achieved when SR and VPK contracts are with the same service provider
 - Child Care Resource and Referral can be provided by the SR/VPK provider or another entity (\$575,000)
 - Transition costs
 - Increases for other ELC service providers
 - \$3.4 cash million match

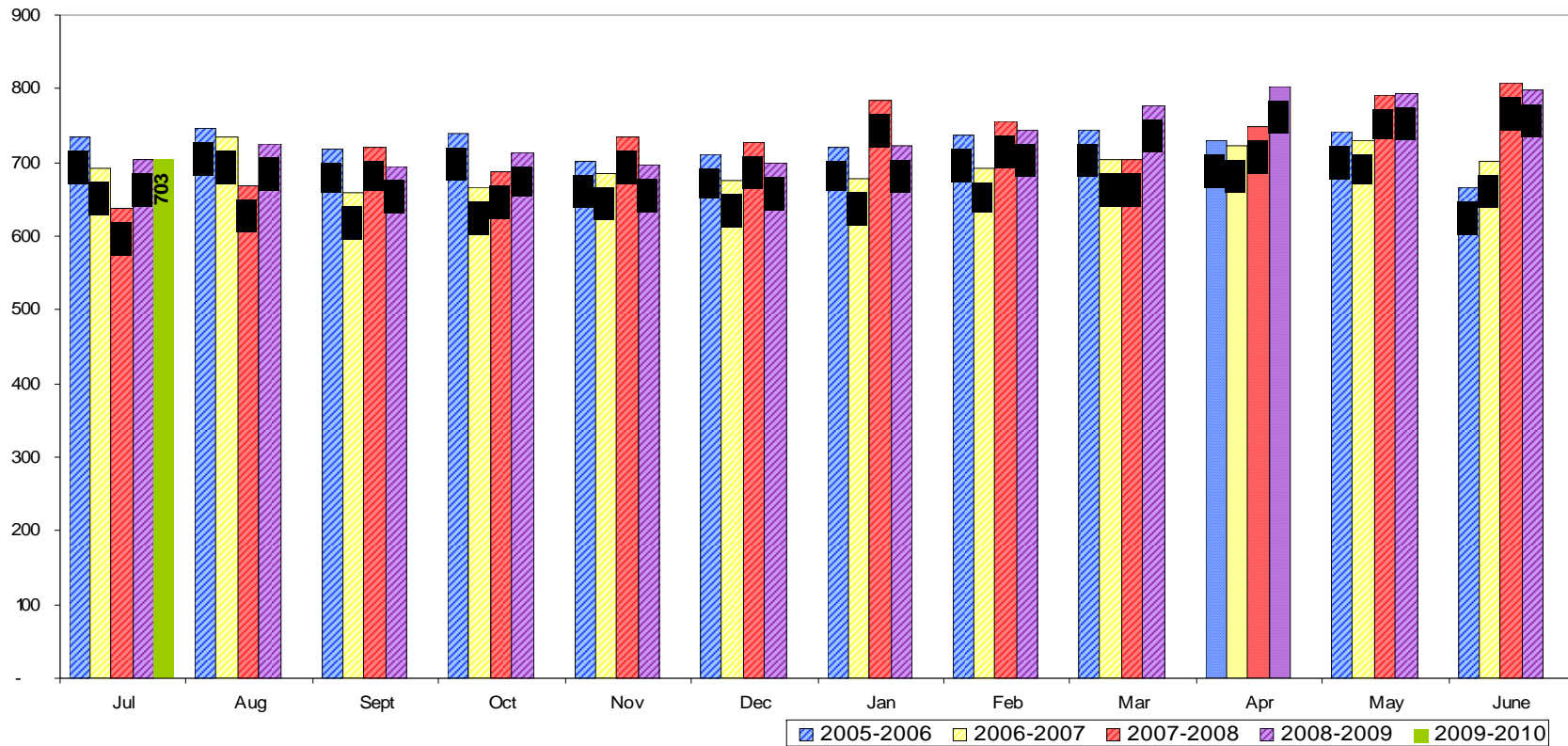
- Question: Release RFP or award no bid contract to Miami-Dade County for FY2010-11?
 - \$2.80 Million FY2009-10
 - County requested increase of \$77,826
 - \$2.87 Proposed Costs for FY2010-11
- Considerations:
 - Sustainability of current service delivery model
 - Inclusion and assessment services can be split
 - There are a number of different models to deliver this service & it may be time to rework the model
 - Transition costs
 - Increases for other ELC service providers

School Readiness Paid: Miami-Dade

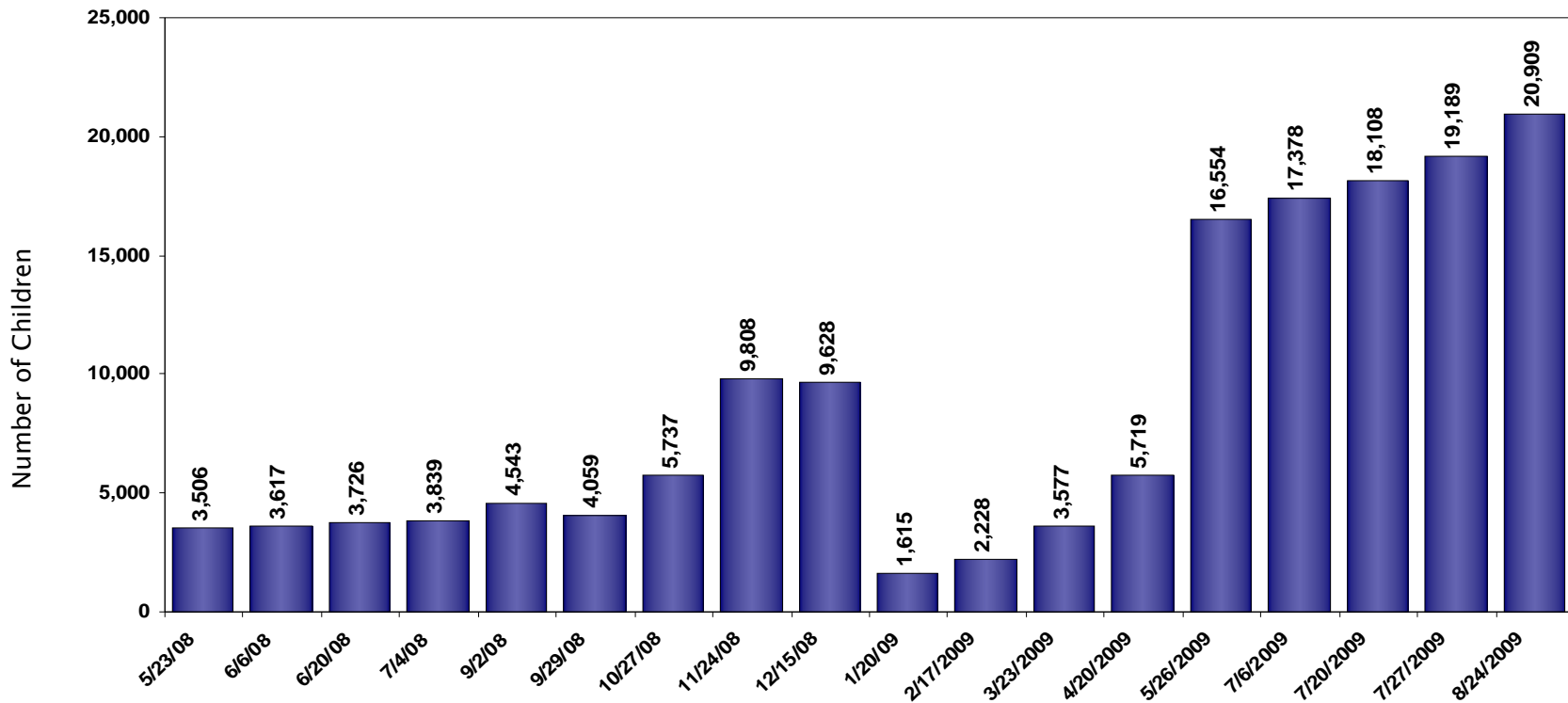


Note: July '09 Paid is impacted by the provider agreements not being signed by over 300 providers

School Readiness Paid: Monroe



Wait List: Miami-Dade

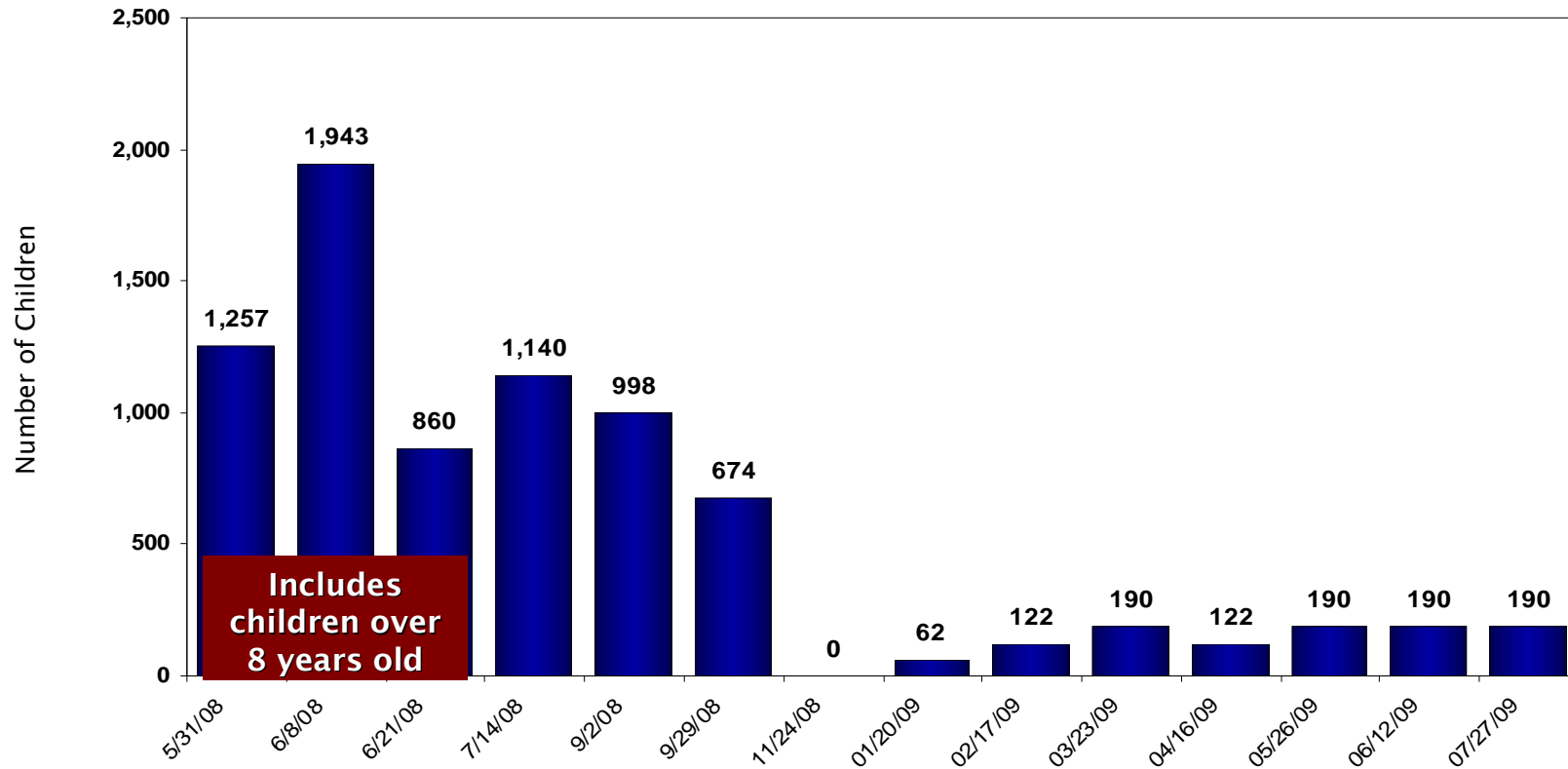


Source: EFS Ad Hoc Query

The waitlist includes children 0 to 12 and over

There are **3728** children within the age of 0 to 8, leaving **815** ages 9 and older

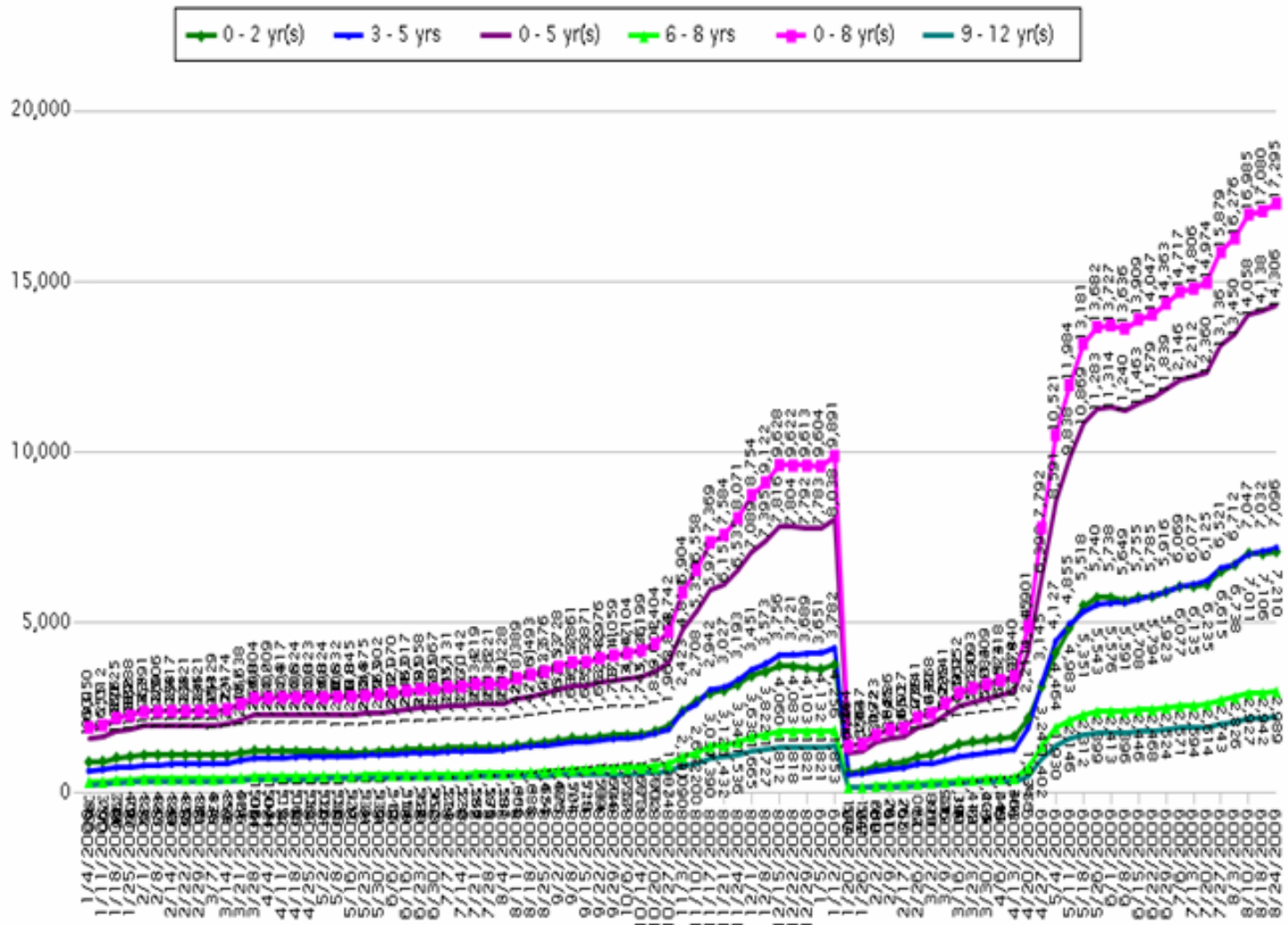
Ready Pool: Miami-Dade



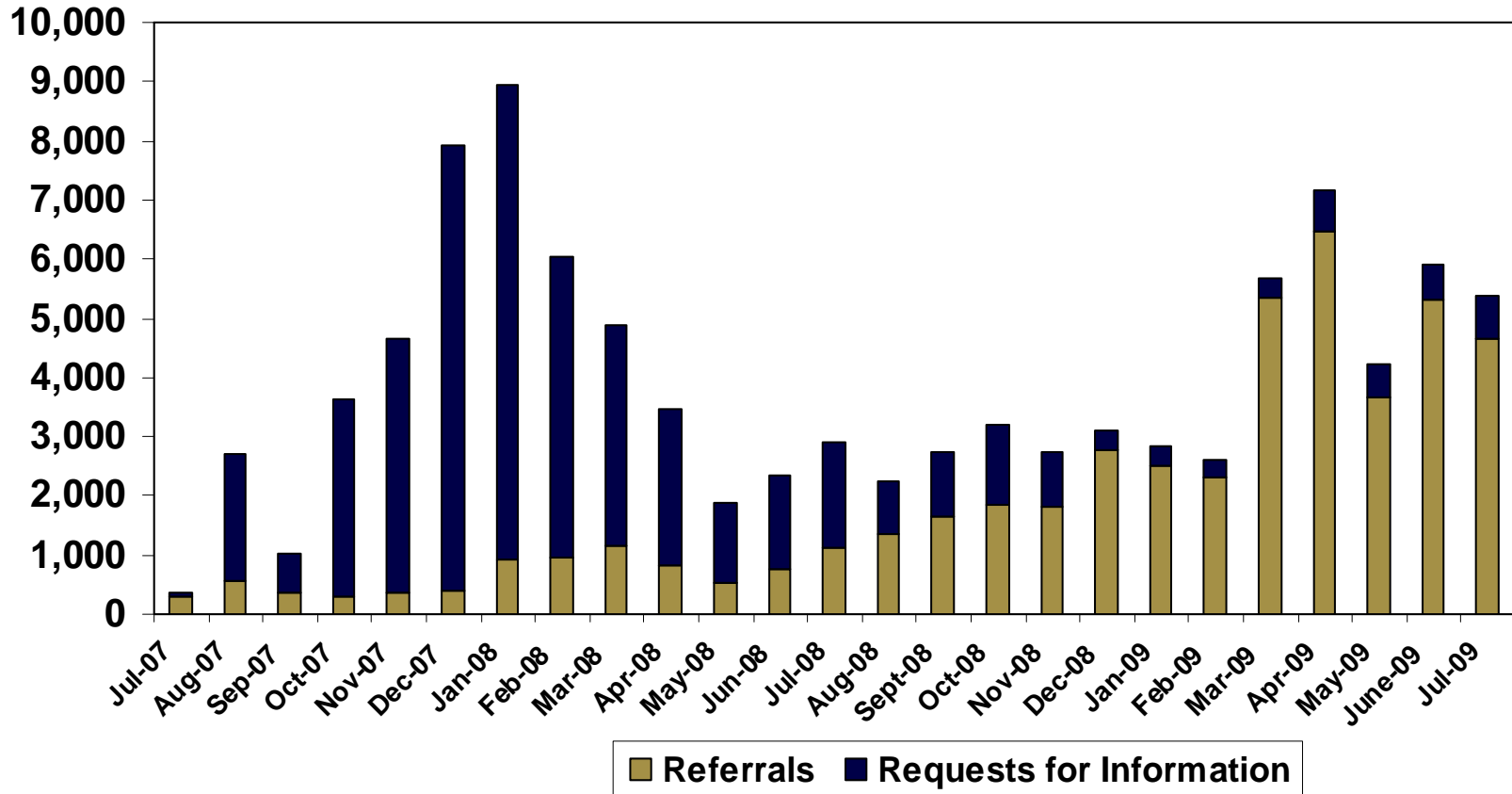
Source: Weekly Report EFS Ad hoc Report Using Impromptu

as of 6/21/2008 we are no longer serving children older than 8. The number increased from 860 to over 1100 because there were families holding appointments who were subsequently processed and added to the Ready Pool.

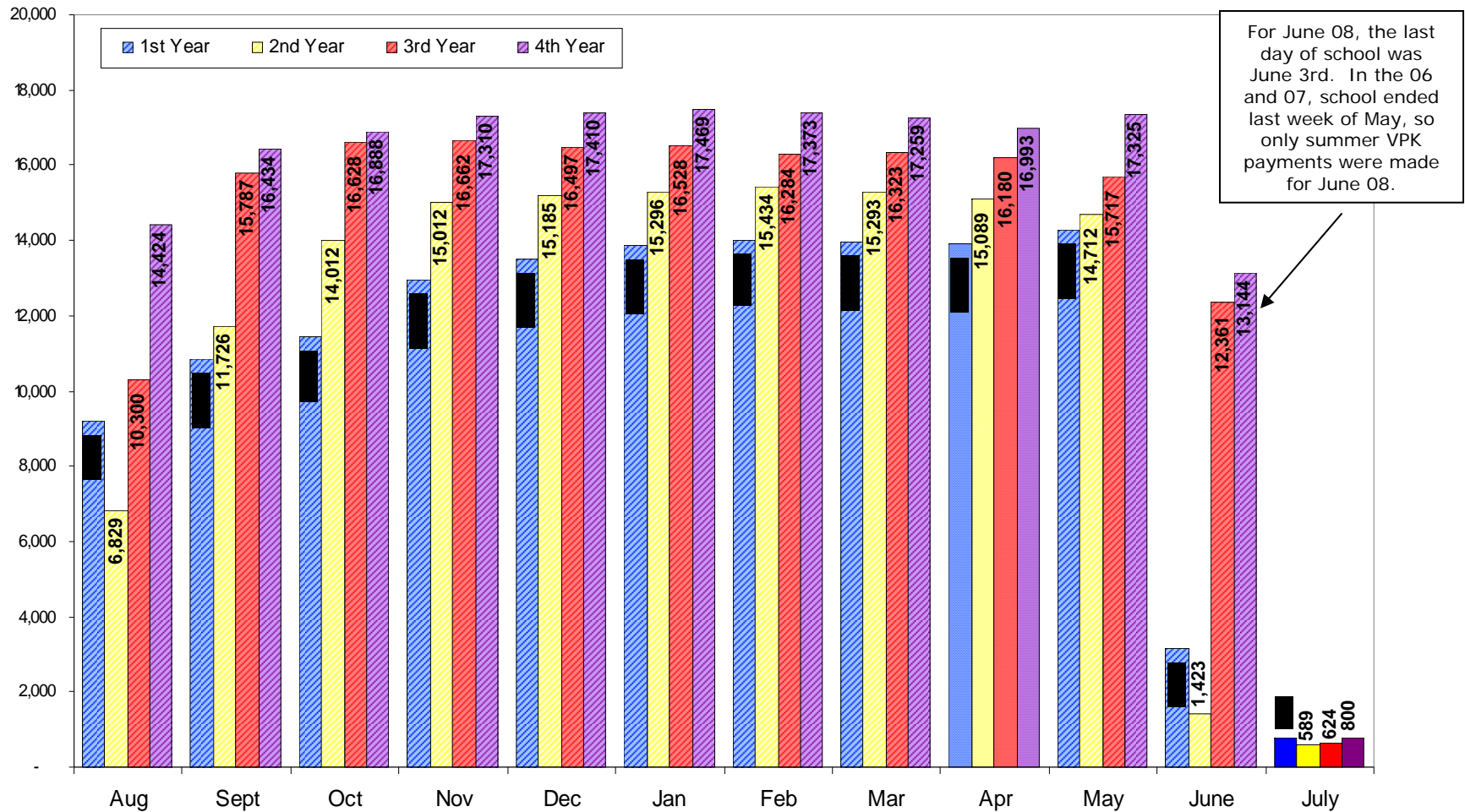
Waiting List By Age Group: Miami-Dade



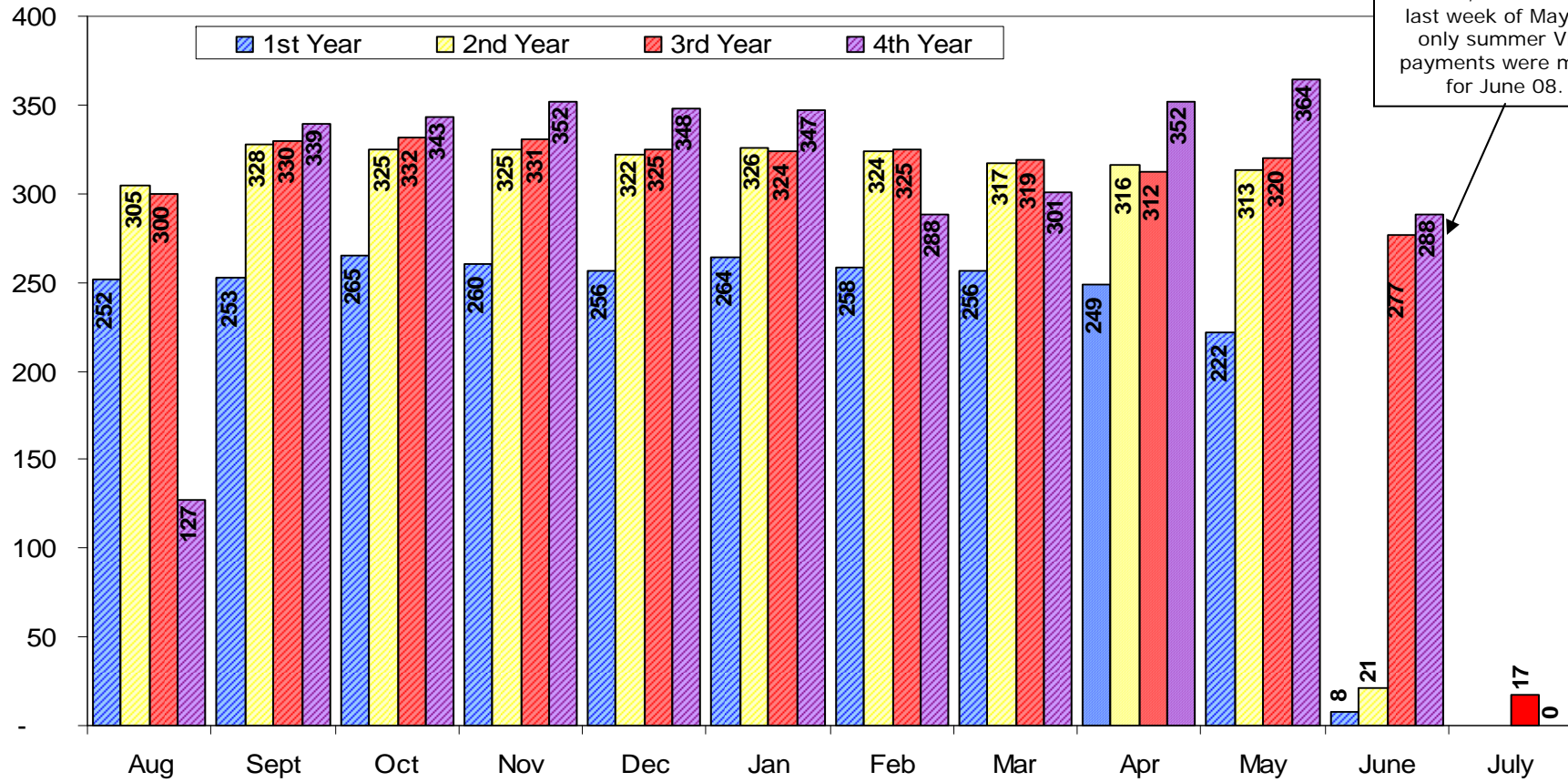
Resource & Referral: Miami-Dade



VPK Paid: Miami-Dade

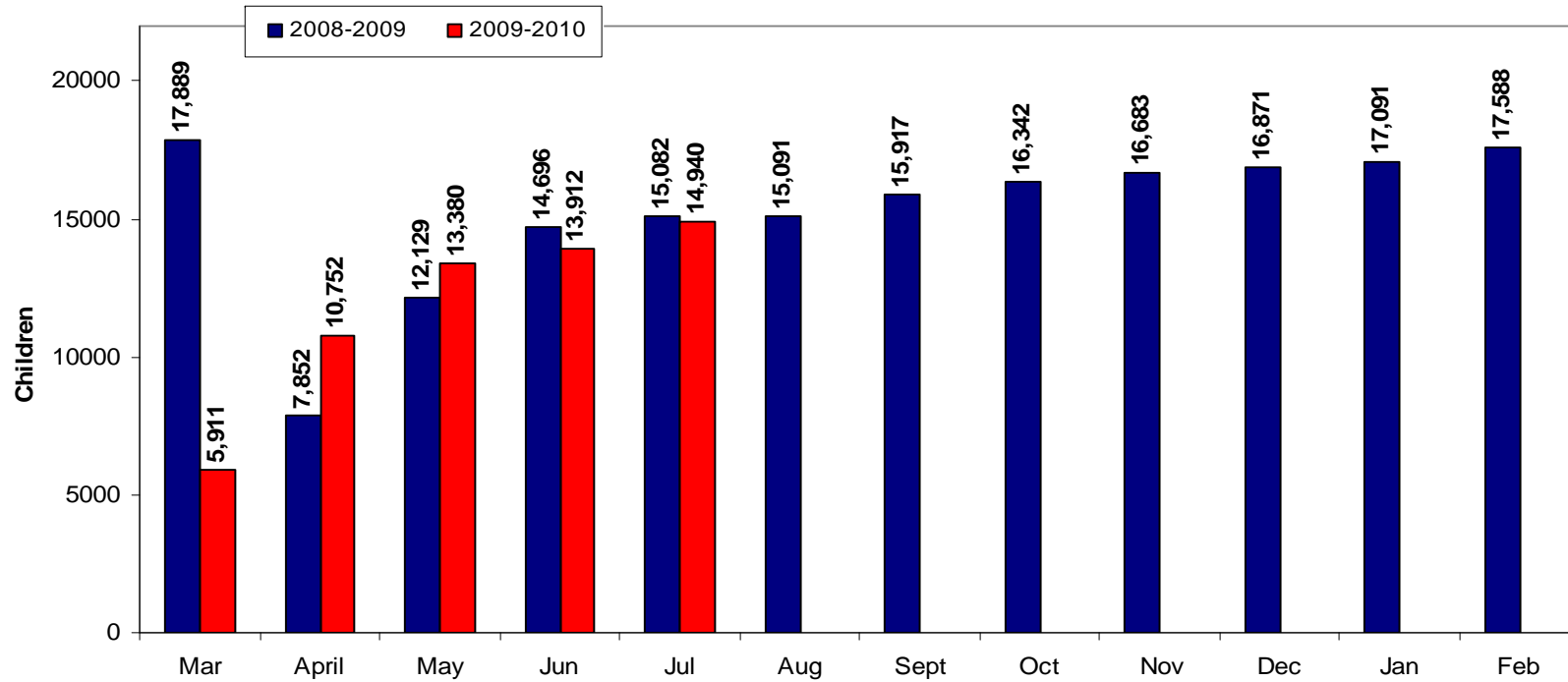


VPK Paid: Monroe



For June 08, the last day of school was June 3rd. In the 06 and 07, school ended last week of May, so only summer VPK payments were made for June 08.

VPK Certificates of Eligibility: Miami-Dade



Source: EFS

2009 Summer COE are included in total. March 271 and April 119
14,144 applications have been processed for the 2009-2010 school year