



FINANCE COMMITTEE MEETING
March 1st, 2017, 10:00 am
ELC Board Room

- | | | |
|------|--|--------------|
| I. | Welcome & Introductions | Robert Eadie |
| II. | Approval of Minutes | Robert Eadie |
| | A. Motion to approve minutes for the month of January 2017 | |
| III. | Financial Statements | Robert Eadie |
| | A. School Readiness/VPK | |
| | B. Early Head Start | |
| IV. | Resolutions | Robert Eadie |
| | A. 03012017-01 | |
| | B. 03012017-02 | |
| | C. 03012017-03 | |
| | D. 03012017-04 | |
| | E. 03012017-05 | |
| | F. 03012017-06 | |
| V. | Information Items | Robert Eadie |
| | A. Slot Utilization | |
| | • Miami Dade County | |
| | • Monroe County | |
| | • Early Head Start | |
| | • Title V | |
| | B. Early Head Start Credit Card Report | |
| VI. | Public Comments | Robert Eadie |
| VII. | Meeting Adjourn | Robert Eadie |

Mission: To promote high-quality school readiness, voluntary pre-kindergarten and after school programs, thus increasing all children's chances of achieving future educational success and becoming productive members of society. The Coalition seeks to further the physical, social, emotional and intellectual needs of Miami-Dade and Monroe County children with a priority toward the ages before birth through age 5.



Finance Committee Meeting
January 25th, 2017; 10:00 AM
Via Conference Call

Committee Attendees: Robert Eadie; Adrian Alfonso; Alex Soto; Theresa Axford

Absent Committee: Gilda Ferradaz; Philip Gassman

Staff Attendees: Evelio Torres; Angelo Parrino; Lisa Sanabria; Jackye Russell; Jose Hernandez; Mercy Castiglione

I. Welcome and Introductions **Bob Eadie**

- B. Eadie called the meeting to order and welcomed everyone. Quorum was established.

II. Approval of Minutes **Bob Eadie**

- Motion to approve minutes by A. Alfonso.
- Motion seconded by T. Axford.
- Motion was unanimously passed.

III. Financial Statements **Bob Eadie**

- B. Eadie stated that the budget remains on track, with the exception of Early Head Start which is 7% over budget we had foreseen this and are watching it closely. It is expected to receive additional funding by years end. B. Eadie also stated that VPK it is starting to level out.

IV. Resolutions **Bob Eadie**

- Resolution 01252017-01 Authorize the President and CEO to negotiate and execute an amendment to Contract PSA16-22 with ASGK Public Strategies LLC, D/B/A Kivvit. Fiscal Impact: The contract amount increases by \$90,000.00 for a total contract amount not to exceed \$238,500.00 for the fiscal year 2016-2017, which is subject to availability of funding. Funding Source: Florida Office of Early Learning
 - Motion to approve resolution by A. Alfonso.
 - Motion seconded by T. Axford.
 - Motion was unanimously passed.



V. Informational Items

Bob Eadie

- A. Parrino stated Miami Dade County is showing a net decrease in dollars and children served. Letters were sent out inviting families to apply for School Readiness so the wait list will reflect 0. Monroe County's wait list remains at 0.
- J. Hernandez stated that there was an error made when rounding in the template for providers pay rate, it had no impact but the pay rates need to be corrected in the system and the committee needs to approve so staff can submit to OEL.
 - Motion to approve disposition of property by A. Alfonso.
 - Motion seconded by G. Ferradaz.
 - Motion was unanimously passed.
- B. Eadie stated that the EHS credit card expenditures is included in the packet for the committee to review.

VI. Adjourn

Bob Eadie

Early Learning Coalition of Miami-Dade and Monroe Counties

Statement of Financial Position

(In thousands \$000)

	Unaudited As of 1/31/2017
Assets	
Cash & Cash Equivalents	15,538
Grants Receivable	18,494
Property and Equipment, Net	297
Other Assets	<u>5,472</u>
Total Assets	<u>\$ 39,801</u>
Liabilities	
Accounts Payable	16,002
Deferred Revenues	45
Advances Due to OEL & Other	21,967
Accrued Expenses & Other Liabilities	<u>674</u>
Total Liabilities	<u>38,687</u>
Net Assets	
Unrestricted	717
Temporarily Restricted	<u>397</u>
Total Net Assets	<u>1,114</u>
Total Liabilities and Net Assets	<u>\$ 39,801</u>

Early Learning Coalition of Miami-Dade and Monroe Counties

Statement of Activities
(In thousands \$000)

	<u>Unrestricted</u>	<u>Temporarily Restricted</u>	<u>YTD 1/31/2017</u>
Support and revenues			
Grants	\$ 0	\$ 99,361	\$ 99,361
Contributions and Other	0	0	0
Net Assets Released from Restrictions	<u>99,361</u>	<u>(99,361)</u>	<u>0</u>
Total Support and Revenues	99,361	0	99,361
Expenses			
Early Education Services	96,417		96,417
Administration	<u>2,884</u>		<u>2,884</u>
Total Expenses	<u>99,301</u>	<u>0</u>	<u>99,301</u>
Change in Net Assets	60	0	60
Beginning Net Assets	657	397	1,054
Ending Net Assets	<u>\$ <u>717</u></u>	<u>\$ <u>397</u></u>	<u>\$ <u>1,114</u></u>

Early Learning Coalition of Miami-Dade and Monroe Counties
Statement of Functional Expenses
(In thousands \$000)

	<u>Administration</u>	<u>Early Education Services</u>	<u>Preliminary YTD 1/31/2017</u>
Expenses:			
Payroll & Employee Benefits	1,942	7,245	9,187
Direct Child Care Services		84,993	84,993
Contracted Services-Subrecipients		1,938	1,938
Dues & Subscriptions	12	1	13
Occupancy Costs	87	928	1,016
Telephone & Communications	58	129	187
Equipment Repair & Maintenance	5	55	60
Postage & Freight	13	17	30
Printing	8	61	69
Professional Fees	388	257	644
Travel & Transportation Expenses	47	48	95
Program Supplies	88	407	495
Meetings & Conferences	11	7	19
Insurance-General & Liability	7	43	49
Office	182	166	348
Other Administrative Costs	36	123	159
Total Expenses	\$ <u>2,884</u>	<u>96,417</u>	<u>99,301</u>

Early Learning Coalition of Miami-Dade and Monroe Counties
Statement of Cash Flows
(In thousands \$000)

	Preliminary YTD 1/31/2017
Cash Flows From Operating Activities	
Change In Net Assets	60
Adjustments to reconcile change in net cash provided by	
Depreciation Expense	0
(Increase) Decrease in Assets:	
Grants Receivables	7,647
Other Assets	0
VPK Prepayment	(1,163)
Increase (Decrease) in Liabilities:	
Accounts Payable-Vendors	14,647
Other Accrued Expenses & Other Payables	(14,753)
Advances Due to OEL	1,517
Advances Due to Other Grantors	0
Deferred Revenues	8
Total Adjustments	0
Net Cash Flows From Operating Activities	7,963
Cash Flows from Investing Activities:	
Purchase of furniture and equipment	
Net Cash Flows From Investing Activities	
Change in Cash	7,963
Cash - Beginning of Period	7,575
Cash Balance End of Period	\$ 15,538

BUDGET VARIANCE

January
2017

In 000'S

SCHOOL READINESS					
Category	Budget	Current Month Actual	Current Year Actual	% Budget Remaining	Target % Budget Remaining
REVENUE					
State of Florida	111,997	9,088	59,414	46.95%	58.33%
EXPENDITURES					
Salary and Fringe	10,383	746	6,153	40.74%	
Child Care Services	96,215	7,900	50,959	47.04%	
Contractual Services	3,004	166	839	72.06%	
Occupancy	1,241	137	945	23.85%	
Travel/Conf/Dev	87	9	92	-5.49%	
Program Activity	675	90	212	68.57%	
IT	211	17	109	48.27%	
Other	182	22	105	42.40%	
TOTAL EXP	111,997	9,088	59,414	46.95%	58.33%

VPK					
Category	Budget	Current Month Actual	Current Year Actual	% Budget Remaining	Target % Budget Remaining
REVENUE					
State of Florida	58,763	4,661	29,303	50.13%	58.33%
EXPENDITURES					
Salary and Fringe	1,602	31	883	44.85%	
Child Care Services	56,503	4,618	28,282	49.94%	
Contractual Services	122	3	29	75.99%	
Occupancy	185	6	82	55.89%	
Travel/Conf/Dev	15		11	26.35%	
Program Activity	75			99.93%	
IT	216	1	8	96.49%	
Other	46	1	8	81.96%	
TOTAL EXP	58,763	4,661	29,303	50.13%	58.33%

EARLY HEAD START					
Category	Budget	Current Month Actual	Current Year Actual	% Budget Remaining	Target % Budget Remaining
REVENUE					
Office of Head Start	9,695	895	6,403	33.96%	58.33%
EXPENDITURES					
Salary and Fringe	2,429	213	1,562	35.68%	
Child Care Services	5,780	477	3,933	31.95%	
Contractual Services	645	30	198	69.24%	
Occupancy	163	93	154	5.58%	
Travel/Conf/Dev	35	12	34	3.65%	
Program Activity	303	37	209	31.04%	
IT	15	14	16	-10.41%	
Other	325	20	296	9.02%	
TOTAL EXP	9,695	895	6,403	33.96%	58.33%

OTHER					
Category	Budget	Current Month Actual	Current Year Actual	% Budget Remaining	Target % Budget Remaining
REVENUE					
The Children's Trust	4,930	294	2,390	51.52%	
Other	858	217	786	8.36%	
Refugee	2,000	139	932	53.39%	
Teen Parent	405	15	132	67.44%	
	8,193	665	4,241	48.24%	58.33%
EXPENDITURES					
Salary and Fringe	929	70	589	36.59%	
Child Care Services	3,347	311	1,818	45.68%	
Contractual Services	2,999	238	1,546	48.43%	
Occupancy	246	4	16	93.65%	
Travel/Conf/Dev	27	28	99	-264.20%	
Program Activity	574	12	76	86.78%	
IT	15		8	49.96%	
Other	57	4	30	47.78%	
TOTAL EXP	8,193	666	4,181	48.97%	58.33%
NET		-1	59		

TOTAL	Budget	Current Month Actual	Current Year Actual	% Budget Remaining	Target % Budget Remaining
REVENUE					
State of Florida	170,761	13,749	88,718	48.05%	
Office of Head Start	9,695	895	6,403	33.96%	
The Children's Trust	4,930	294	2,390	51.52%	
Other	858	139	786	8.36%	
Refugee	2,000	15	932	53.39%	
Teen Parent	405	217	132	67.44%	
TOTAL REVENUE	188,648	15,309	99,361	47.33%	58.33%
EXPENDITURES					
Salary and Fringe	15,342	1,060	9,187	40.12%	
Child Care Services	161,845	13,306	84,993	47.48%	
Contractual Services	6,769	438	2,613	61.39%	
Occupancy	1,834	240	1,196	34.81%	
Travel/Conf/Dev	164	50	235	-43.50%	
Program Activity	1,627	139	497	69.44%	
IT	456	32	140	69.23%	
Other	610	47	438	28.10%	
TOTAL EXP	188,647	15,310	99,301	47.36%	58.33%
NET	-	-1	60		



Early Learning Coalition Finance Committee Meeting

March 1, 2017

Resolution: 03012017-01

Action Requested: Authorize the President and CEO to execute the Early Head Start Match contract and receive funds from The Children’s Trust.

Fiscal Impact: The contract is a not-to-exceed amount of \$650,000.00, subject to approval for legal sufficiency and form.

Funding Source: The Children’s Trust.

Strategic Goal:

- Neediest Children**
- Youngest Children**
- Educate All**

- Providers**
- Internal Capacity**
- Funding**

RESOLUTION: 03012017-01

AUTHORIZE THE PRESIDENT AND CEO TO EXECUTE THE EARLY HEAD START MATCH CONTRACT AND RECEIVE FUNDS FROM THE CHILDREN’S TRUST. THE CONTRACT IS A NOT-TO-EXCEED AMOUNT OF \$650,000.00, SUBJECT TO APPROVAL FOR LEGAL SUFFICIENCY AND FORM.

WHEREAS, the Finance Committee has been apprised of the program goals through the attached narrative, hereby incorporated by reference, and the Finance Committee is in agreement with the goals described therein;

WHEREAS, the Finance Committee recommends approving this action;

NOW, THEREFORE, be it resolved that the Finance Committee shall present this action to the Board of the Early Learning Coalition of Miami-Dade/Monroe, Inc. (the “Board”), and shall recommend that the Board approve this action at the next meeting of the Board.

Background:

The Early Learning Coalition has received a grant award for the Early Head Start program to provide services for approximately 750 children. This is a Federal program that has proven success through comprehensive family, educational, health, and social services for participating families. The grant requires a 20% non-federal match. The Children's Trust will provide a portion of the non-federal match share in an amount not to exceed \$650,000.00.



Early Learning Coalition Finance Committee Meeting

March 1, 2017

Resolution: 03012017-02

Action Requested: This resolution presents a recommendation to cancel RFP#ELCMDM2016-11 (Human Resource Management System and Payroll Services) based on the consideration described in the background section of this resolution.

Fiscal Impact: The original fiscal impact was a total amount not to exceed \$120,000.00 for fiscal year 2016-2017, subject to the availability of funding. The cost amount was for a twelve month period and was to be prorated for fiscal year 2016-2017 to reflect the term of the contract.

Funding Source: All Funding Sources

Strategic Goal:

- Neediest Children
- Youngest Children
- Educate All

- Providers
- Internal Capacity
- Funding

Resolution: 03012017-02

THIS RESOLUTION PRESENTS A RECOMMENDATION TO CANCEL RFP#ELCMDM2016-11 (HUMAN RESOURCE MANAGEMENT SYSTEM AND PAYROLL SERVICES) BASED ON THE CONSIDERATION DESCRIBED IN THE BACKGROUND SECTION OF THIS RESOLUTION.

WHEREAS, the Board of the Early Learning Coalition of Miami-Dade/Monroe, Inc. (the "Board") has been apprised of the program goals through the attached narrative, hereby incorporated by reference, and the Finance Committee is in agreement with the goals described therein;

WHEREAS, the Finance Committee recommends approving this action and has presented said action to the Board for adoption and approval;

WHEREAS, the Board approves the adoption of this action;

NOW, THEREFORE, be it resolved that the Finance Committee shall present this action to the Board of the Early Learning Coalition of Miami-Dade/Monroe, Inc. (the "Board"), and shall recommend that the Board approve this action at the next meeting of the Board.

Background:

On December 1, 2015, Resolution #12012015-01 was approved to release a Request for Proposal to negotiate and execute a contract for payroll services. On September 27, 2016, RFP #ELCMDM2016-09 Human Resource Management System & Payroll Services was released. On October 14, 2016, one (1) proposal was received. On October 17, 2016, the proposal was reviewed by Legal Counsel, and it was deemed non-responsive.

On October 28, 2016, RFP #ELCMDM2016-11 Human Resource Management System & Payroll Services was released as a second attempt to receive responsive proposals. On December 7, 2016, the Early Learning Coalition received one (1) response from the following proposer: Paycom Payroll, LLC. On December 19, 2016, Paycom Payroll, LLC. presented their proposal to the Evaluation Committee. After review and consideration from legal counsel, Payroll Paycom, LLC.'s proposal was deemed non-responsive. As a result, it was recommended that the Early Learning Coalition request authorization to cancel RFP #ELCMDM2016-11 Human Resource Management System and Payroll Services.



Early Learning Coalition Finance Committee Meeting

March 1, 2017

Resolution: 03012017-03

Action Requested: Authorize the President and CEO to release a Request for Proposal for Early Head Start Classroom Evaluations and Coaching Services for Miami-Dade County.

Fiscal Impact: A total amount not to exceed \$66,000.00 for the fiscal year 2016-2017, which is subject to the availability of funding.

Funding Source: U.S Department of Health and Human Services, Administration for Children and Families

Strategic Goal:

- Neediest Children**
- Youngest Children**
- Educate All**

- Providers**
- Internal Capacity**
- Funding**

RESOLUTION: 03012017-03

AUTHORIZE THE PRESIDENT AND CEO TO RELEASE A REQUEST FOR PROPOSAL FOR EARLY HEAD START CLASSROOM EVALUATIONS AND COACHING SERVICES FOR MIAMI-DADE COUNTY. A TOTAL AMOUNT NOT TO EXCEED \$66,000.00 FOR THE FISCAL YEAR 2016-2017, WHICH IS SUBJECT TO THE AVAILABILITY OF FUNDING.

WHEREAS, the Finance Committee has been apprised of the program goals through the attached narrative, hereby incorporated by reference, and the Finance Committee is in agreement with the goals described therein;

WHEREAS, the Finance Committee recommends approving this action;

NOW, THEREFORE, be it resolved that the Finance Committee shall present this action to the Board of the Early Learning Coalition of Miami-Dade/Monroe, Inc. (the "Board"), and shall recommend that the Board approve this action at the next meeting of the Board.

Background:

Head Start Program Performance Standards 1302.31(a) requires that teachers “provide responsive care, effective teaching, and an organized learning environment that promotes healthy development and children’s skill growth...” The University of Virginia’s Curry School of Education conducted a study in the 1990s and found that interactions impacted children’s outcomes. The researchers developed an observational instrument called Classroom Assessment Scoring System (CLASS) to objectively measure the interactions that occur among teachers and children. Positive and productive interactions create a safe and secure environment that promotes exploration and critical thinking. The CLASS has been widely used among early childhood programs to determine the quality of adult-child interactions. The information gathered during CLASS observations can be used to design a professional development plan that trains teachers to create advantageous classroom experiences for children.

The Neighborhood Place for Early Head Start is focused on increasing children’s positive experiences in the classroom. The program aims to accomplish this by partnering with an organization that employs reliable CLASS observers and provides intensive coaching to teachers on methods for developing positive interactions and experiences with children. The intensive coaching would apply to all of the classrooms not participating in University of Miami’s research.



Early Learning Coalition Finance Committee Meeting

March 1, 2017

Resolution: 03012017-04

Action Requested: Authorize the President and CEO to negotiate and execute amendments to Curriculum Materials contracts listed in the background of this resolution.

Fiscal Impact: A total amount not to exceed \$800,000.00 for the fiscal year 2016-2017, which is subject to the availability of funding.

Funding Source: Florida Office of Early Learning, The Children’s Trust, U.S Department of Health and Human Services, Administration for Children and Families

Strategic Goal:

<input checked="" type="checkbox"/> Neediest Children	<input checked="" type="checkbox"/> Providers
<input checked="" type="checkbox"/> Youngest Children	<input type="checkbox"/> Internal Capacity
<input checked="" type="checkbox"/> Educate All	<input type="checkbox"/> Funding

RESOLUTION: 03012017-04

AUTHORIZE THE PRESIDENT AND CEO TO NEGOTIATE AND EXECUTE AMENDMENTS TO CURRICULUM MATERIALS CONTRACTS LISTED IN THE BACKGROUND OF THIS RESOLUTION.

WHEREAS, the Finance Committee has been apprised of the program goals through the attached narrative, hereby incorporated by reference, and the Finance Committee is in agreement with the goals described therein;

WHEREAS, the Finance Committee recommends approving this action;

NOW, THEREFORE, be it resolved that the Finance Committee shall present this action to the Board of the Early Learning Coalition of Miami-Dade/Monroe, Inc. (the “Board”), and shall recommend that the Board approve this action at the next meeting of the Board.

Background:

Success in the classroom is significantly increased for all children when teachers use a validated and developmentally appropriate curriculum. The Early Learning Coalition has surveyed School Readiness Providers on individualized curricula needs and determined that most programs would benefit from the purchase of curricula and curricula training.

On July 1, 2016, the Early Learning Coalition of Miami-Dade/Monroe County entered into Professional Service Agreements with two vendors for Curriculum Materials. This resolution is requesting authorization to increase contract amounts to purchase additional Curriculum Materials from the vendors listed in the table below.

In addition, the Early Learning Coalition is requesting authorization to allocate funds as needed between contracts listed, based on individual child care provider’s selection of curricula.

Curriculum Materials		
Vendor	Contract Amount	Proposed Amendment Amount
Scholastic, Inc.	\$166,666.66	\$240,000.00
Teaching Strategies, LLC.	\$166,666.66	\$560,000.00



Early Learning Coalition Finance Committee Meeting

March 1, 2017

Resolution: 03012017-05

Action Requested: Authorize the President and CEO to approve the Parent Activity Fund allocation for Early Head Start Programs.

Fiscal Impact: A total amount not to exceed \$6,000.00 for the fiscal year 2016-2017, which is subject to the availability of funding.

Funding Source: U.S Department of Health and Human Services, Administration for Children and Families.

Strategic Goal:

- Neediest Children**
- Youngest Children**
- Educate All**

- Providers**
- Internal Capacity**
- Funding**

RESOLUTION: 03012017-05

AUTHORIZE THE PRESIDENT AND CEO TO APPROVE THE PARENT ACTIVITY FUND ALLOCATION FOR EARLY HEAD START PROGRAMS. A TOTAL AMOUNT NOT TO EXCEED \$6,000.00 FOR THE FISCAL YEAR 2016-2017, WHICH IS SUBJECT TO THE AVAILABILITY OF FUNDING.

WHEREAS, the Finance Committee has been apprised of the program goals through the attached narrative, hereby incorporated by reference, and the Finance Committee is in agreement with the goals described therein;

WHEREAS, the Finance Committee recommends approving this action;

NOW, THEREFORE, be it resolved that the Finance Committee shall present this action to the Board of the Early Learning Coalition of Miami-Dade/Monroe, Inc. (the "Board"), and shall recommend that the Board approve this action at the next meeting of the Board.

Background:

The Office of Head Start requires all grantees to allocate a specific budget amount to the Parent Activity Fund. The Parent Activity Fund is money allocated in the program budget to provide parents the opportunity and experience in planning, developing and implementing their own projects. The funding amount allocated for the Parent Activity Fund varies from program to program. The Neighborhood Place for Early Head Start will allocate \$7.00 per child for the Parent Activity Fund. Upon approval, the Parent Committee will decide how funds are to be spent.



Early Learning Coalition Finance Committee Meeting

March 1, 2017

Resolution: 03012017-06

Action Requested: To approve the Early Learning Coalition's first amendment to the Annual Budget for fiscal year 2016-2017.

Fiscal Impact: The total budget amount will increase by \$5,218,984.58 for a new annual budget total of \$193,867,181.58.

Funding Source: Multiple Funding Sources

Strategic Goal:

- Neediest Children
- Youngest Children
- Educate All

- Providers
- Internal Capacity
- Funding

RESOLUTION: 03012017

TO APPROVE THE EARLY LEARNING COALITION'S FIRST AMENDMENT TO THE ANNUAL BUDGET FOR THE FISCAL YEAR 2016-2017. THE TOTAL BUDGET AMOUNT WILL INCREASE BY \$5,218,984.58 FOR A NEW BUDGET TOTAL OF \$193,867,181.58.

WHEREAS, the Finance Committee has been apprised of the program goals through the attached narrative, hereby incorporated by reference, and the Finance Committee is in agreement with the goals described therein;

WHEREAS, the Finance Committee recommends approving this action;

NOW, THEREFORE, be it resolved that the Finance Committee shall present this action to the Board of the Early Learning Coalition of Miami-Dade/Monroe, Inc. (the "Board"), and shall recommend that the Board approve this action at the next meeting of the Board.

Background:

SCHOOL READINESS		VPK		EARLY HEAD START		Other		TOTAL					
Category	Amendment #1 FY 16-17	Category	Amendment #1 FY 16-17	Category	Amendment #1 FY 16-17	Category	Amendment #1 FY 16-17	Category	Amendment #1 FY 16-17	Category	Amendment #1 FY 16-17		
REVENUE:	115,207,859	REVENUE:	58,762,769	REVENUE:	9,694,650			REVENUE:	10,201,904	TOTAL REVENUE:	193,867,182		
EXPENDITURES		EXPENDITURES		EXPENDITURES		EXPENDITURES		EXPENDITURES		EXPENDITURES			
Salary and Fringe	10,383,124	Salary and Fringe	1,601,621	Salary and Fringe	2,428,638	Salary and Fringe	928,664	Salary and Fringe	15,342,049	Salary and Fringe	15,342,049		
Child Care Services	99,425,964	Child Care Services	56,502,663	Child Care Services	5,779,924	Child Care Services	3,347,025	Child Care Services	165,055,578	Child Care Services	165,055,578		
Contractual Services	3,003,680	Contractual Services	121,550	Contractual Services	645,050	Contractual Services	5,007,694	Contractual Services	8,777,974	Contractual Services	8,777,974		
Occupancy	1,240,599	Occupancy	185,290	Occupancy	163,047	Occupancy	245,809	Occupancy	1,834,688	Occupancy	1,834,688		
Travel/Conf/Dev	86,783	Travel/Conf/Dev	14,826	Travel/Conf/Dev	35,018	Travel/Conf/Dev	27,124	Travel/Conf/Dev	163,752	Travel/Conf/Dev	163,752		
Program Activity	675,000	Program Activity	75,000	Program Activity	303,273	Program Activity	573,594	Program Activity	1,456,891	Program Activity	1,456,891		
IT	210,600	IT	216,000	IT	14,862	IT	15,000	IT	456,462	IT	456,462		
Other	182,118	Other	45,850	Other	324,846	Other	57,000	Other	609,814	Other	609,814		
TOTAL EXP	115,207,859	TOTAL EXP	58,762,769	TOTAL EXP	9,694,650	TOTAL EXP	10,201,905	TOTAL EXP	193,867,182	TOTAL EXP	193,867,182		

School Readiness		VPK		Early Head Start		Other		Total Funding							
2016-2017	2016-2017	2016-2017	2016-2017	2016-2017	2016-2017	2016-2017	2016-2017	2016-2017	2016-2017	2016-2017	2016-2017	Variance			
Award	115,207,859	111,810,470	Award	58,762,769	58,392,729	Award	9,694,650	10,784,782	Award	10,201,904	8,192,938	Award	193,867,182	188,648,197	5,218,985

Current Budget Amount 2016-2017	Proposed Amendment Amount 2016-2017	Proposed total not to exceed amount 2016-2017
\$188,648,197.00	\$5,218,984.58	\$193,867,181.58

Early Learning Coalition of Miami-Dade/Monroe

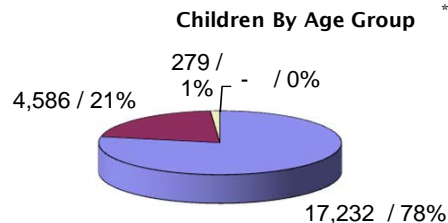
School Readiness Slot Utilization Snapshot - Miami-Dade

January 2017

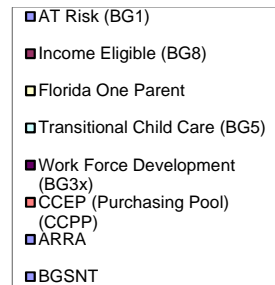
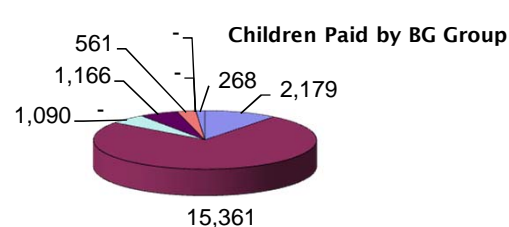

(all dollar amounts in thousands '000)

Children Served	Amount
Total actual paid - YTD	26,233
Total actual paid - January 2017	20,462
Net Slot Payment and Gold Seal Match (BG8 and CCEP)	\$ 6,364
	\$ 90
Total cost (in thousands) (incl match)	\$ 7,196
Change month over month	
Total Net Increase(decrease) children	271
Net increase/(decrease) dollars	\$ 224
Monthly Activity	
Amount	
Beginning Census	20,191
NET Increase/(Decrease)	271
Total	20,462
Current Data	
Enrolled As of Feb 21, 2017	20,772
Projected Paid for February (96% of enrolled)	19,941
Waitlist	
Ages 0-5	893
Ages 6-9	160
Ages 10-13	30
VPK Enrolled As of Feb 21, 2017	
Regular	21,426
Summer	
VPK Total Actual Paid - January 2017	
SISP	3
Regular	21,194
Summer	387
VPK Total Actual Paid - YTD	
SISP	40
Regular	24,440
Summer	388

Eligibility Breakdown Type	Children Paid by Billing Group		Dollars Paid by Billing Group	
	Receiving Service	% of Total	Amount*	% of Total
AT Risk (BG1)	2,179	10.56%	\$834.67	11.75%
Income Eligible (BG8)	15,361	74.48%	\$5,292.88	74.49%
Florida One Parent	-	0.00%	\$ -	0.00%
Transitional Child Care (BG5)	1,090	5.28%	\$386.89	5.45%
Work Force Development (BG3x)	1,166	5.65%	\$399.69	5.63%
CCEP (Purchasing Pool) (CCPP)	561	2.72%	\$89.87	1.26%
ARRA	-	0.00%	\$ -	0.00%
BGSNT	-	0.00%	\$ -	0.00%
BGCSD&BGCSO	268	1.30%	\$101.12	1.42%
Total	20,625	100%	\$7,105.12	100%
Minus 163 Overlap	20,462			
GOLD SEAL			\$740.68	10.42%
categories above)	-	-	\$ -	-
SFW GOLD SEAL			\$ -	-
Age Break Down	All Eligible Clients-Paid		Dollars Paid by Age Category	
Type	Receiving Service	% of Total	Amount-\$	% of Total
Infant	3,753	18.34%	\$1,499.21	21.10%
Toddler	3,569	17.44%	\$1,345.84	18.94%
Three Year Old	4,024	19.67%	\$1,392.76	19.61%
Pre-School	5,886	28.77%	\$1,679.89	23.65%
<i>Sub-Total</i>	<i>17,232</i>	<i>84.21%</i>	<i>\$5,917.71</i>	<i>83.30%</i>
School Age: 6 yrs	1,811	11.50%	\$441.99	6.22%
School Age: 7 yrs	941	5.98%	\$225.76	3.18%
School Age: 8 yrs	310	1.97%	\$67.86	0.96%
Unduplicated School Age: 5 - 8 yrs**	4,586	29.20%	\$1,127.82	15.88%
School Age: 9 yrs and above	279	1.78%	\$58.53	0.82%
School Age (Duplicated)	53	0.34%	\$0.00	0.00%
School Age (Unduplicated)	4,812	23.52%	\$1,186.34	16.70%
Other	-	0.00%	\$0.00	0.00%
<i>Sub-Total</i>	<i>4,812</i>	<i>23.52%</i>	<i>\$1,186.34</i>	<i>16.70%</i>
Total	20,462	108%	\$7,104.05	100%



**There are 1566 5-year-old within this count.



Note: Legends with too small percentage are not shown on the pie chart.

Early Learning Coalition of Miami-Dade/Monroe

School Readiness Slot Utilization Snapshot - Monroe

January 2017

(all dollar amounts in thousands '000)

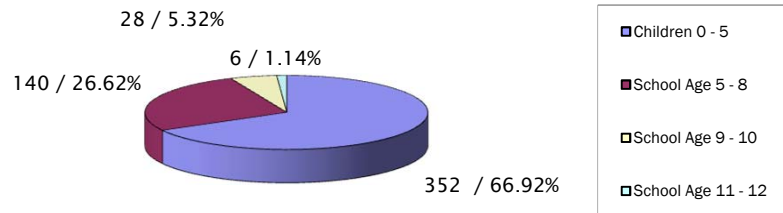
Children Served	Amount
Total actual paid - January 2017	494
Net Slot Payment and Gold Seal	\$ 155
Match (BG8 and CCEP)	\$ 0
Total cost (in thousands) (incl match)	\$ 163
Change month over month	
Total Net Increase(decrease) children	(33)
Net increase/(decrease) dollars	\$ 1
Monthly Activity	
Beginning Census	527
Net Increase/(Decrease)	(33)
Total	494

Current Data	
Enrolled as of Feb 24, 2017	550
Projected Paid for February (96% of enrolled)	528
Waitlist	
Ages 0-5	0
Ages 6-9	0
Ages 10-13	0
VPK Enrolled as of Feb 24, 2017	422
VPK Total Actual Paid - January 2017	423

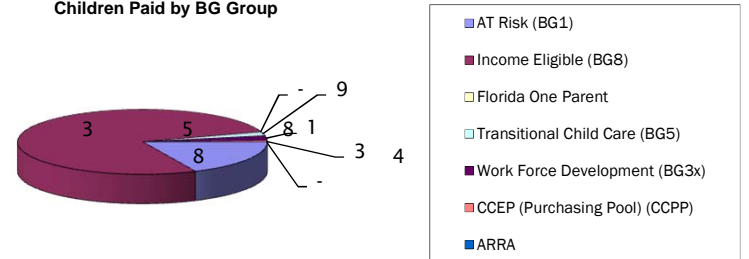
Eligibility Breakdown	Children Paid by Billing Group		Dollars Paid by Billing Group	
	Type	Receiving % of Service	Total	Amount
AT Risk (BG1)	84	16.97%	\$31.33	19.25%
Income Eligible (BG8)	358	72.32%	\$111.37	68.45%
Florida One Parent	-	0.00%	\$-	0.00%
Transitional Child Care (BG5)	9	1.82%	\$3.07	1.89%
Work Force Development (BG3x)	11	2.22%	\$4.17	2.56%
CCEP (Purchasing Pool) (CCPP)	3	0.61%	\$0.38	0.23%
ARRA	-	0.00%	\$0.00	0.00%
Total	495	100%	\$162.72	100%
Minus 1 Overlap	494			
GOLD SEAL	-	-	\$7.36	4.52%
BGCSD	30	6.06%	12	7.62%
Age Break Down	All Eligible Clients-Paid		Dollars Paid by Age Category	
Type	Receiving % of Service	Total	Amount-\$	% of Total
Infant	68	13.77%	\$29.33	18.03%
Toddler	74	14.98%	\$32.55	20.00%
Three Year Old	89	18.02%	\$28.94	17.79%
Pre-School	121	24.49%	\$36.68	22.54%
<i>Sub-Total</i>	<i>352</i>	<i>71.26%</i>	<i>\$127.50</i>	<i>78.36%</i>
School Age: 6	43	8.70%	\$8.59	5.28%
School Age: 7	40	8.10%	\$8.04	4.94%
School Age: 8	30	6.07%	\$6.36	3.91%
School Age: 5 - 8**	140	28.34%	\$28.17	17.31%
School Age: 9 - 10	28	5.67%	\$5.78	3.55%
School Age: 11 - 12	6	1.21%	\$1.26	0.77%
School Age: Other Age	0	0.00%	\$0.00	0.00%
<i>School Age Total</i>	<i>174</i>	<i>35.22%</i>	<i>\$35.21</i>	<i>21.64%</i>
Other	-	0.00%	\$-	0.00%
<i>Sub-Total</i>	<i>174</i>	<i>35.22%</i>	<i>\$35.21</i>	<i>21.64%</i>
Total	494	106%	\$162.72	100%
Duplicates	32			

**There are 28 5-year-old within this count.

Children By Age Group



Children Paid by BG Group



Early Learning Coalition of Miami-Dade/Monroe

EHS Slot Utilization Snapshot - Miami-Dade

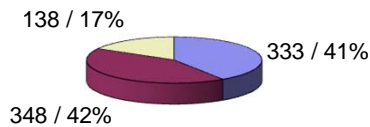
January 2017

(all dollar amounts in thousands '000)

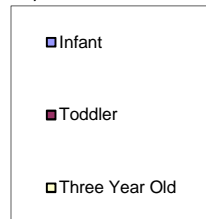
Children Served	Amount
Total actual paid - YTD	1,021
Total actual paid - January 2017	763
Net Slot Payment and Gold Seal Match (BG8 and CCEP)	\$ 531
Total cost (in thousands) (incl match)	\$ -
	\$ 531
Change month over month	
Total Net Increase(decrease) children	11
Net increase/(decrease) dollars	\$ (22)
Monthly Activity	
Beginning Census	752
NET Increase/(Decrease)	11
Total	763
Current Data	
Enrolled As of Feb 27, 2017	748
Projected Paid for February (96% of enrolled)	718
Waitlist	-
	-

Eligibility Breakdown	Children Paid by Billing Group		Dollars Paid by Billing Group	
	Receiving Service	% of Total	Amount*	% of Total
EHS	763	100.00%	\$531.30	100.00%
Total	763	100%	\$531.30	100%
Minus 0 Overlap	763			
GOLD SEAL			\$0.00	0.00%
categories above)	-		\$ -	
SFW GOLD SEAL			\$ -	-
Age Break Down	All Eligible Clients-Paid		Dollars Paid by Age Category	
Type	Receiving Service	% of Total	Amount-\$	% of Total
Infant	333	40.66%	\$204.54	38.50%
Toddler	348	42.49%	\$238.74	44.93%
Three Year Old	138	16.85%	\$88.02	16.57%
Pre-School	0	0.00%	\$0.00	0.00%
<i>Sub-Total</i>	819	100.00%	\$531.30	100.00%
School Age: 6 yrs	0	0.00%	\$0.00	0.00%
School Age: 7 yrs	0	0.00%	\$0.00	0.00%
School Age: 8 yrs	0	0.00%	\$0.00	0.00%
Unduplicated School Age: 5 - 8 yrs**	0	0.00%	\$0.00	0.00%
School Age: 9 yrs and above	0	0.00%	\$0.00	0.00%
School Age Total Includes 0 Overlap	0	0.00%	\$0.00	0.00%
School Age (Unduplicated)	0	0.00%	\$0.00	0.00%
Other	-	0.00%	\$0.00	0.00%
<i>Sub-Total</i>	-	0.00%	\$0.00	0.00%
Total	819	100%	\$531.30	100%
Minus 56 Overlap	763			

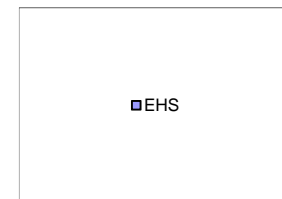
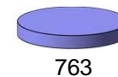
Children By Age Group



**There are 0 5-year-old within this count.



Children Paid by BG Group



Note: Legends with too small percentage are not shown on the pie chart.

Early Learning Coalition of Miami-Dade/Monroe

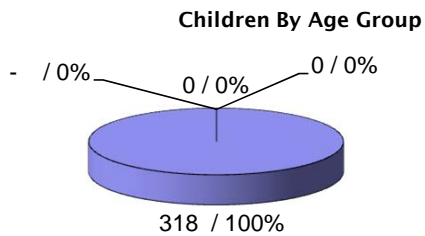
DCF Title V Slot Utilization Snapshot - Miami-Dade

January 2017

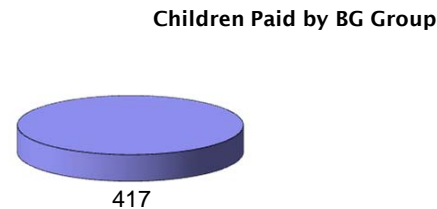

(all dollar amounts in thousands '000)

Children Served	Amount
Total actual paid - YTD	653
Total actual paid - January 2017	417
Net Slot Payment and Gold Seal Match (BG8 and CCEP)	\$ 110
	\$ -
Total cost (in thousands) (incl match)	\$ 123
Change month over month	
Total Net Increase(decrease) children	12
Net increase/(decrease) dollars	\$ 5
Monthly Activity	
Beginning Census	Amount
Beginning Census	405
NET Increase/(Decrease)	12
Total	417
Current Data	
Enrolled As of Feb 24, 2017	385
Projected Paid for February (96% of enrolled)	370

Eligibility Breakdown	Children Paid by Billing Group		Dollars Paid by Billing Group	
	Receiving Service	% of Total	Amount*	% of Total
Type				
V	417	100.00%	\$122.87	100.00%
Total	417	100%	\$122.87	100%
Minus 0 Overlap	417			
GOLD SEAL			\$12.61	10.26%
categories above)	-		\$ -	
SFW GOLD SEAL			\$ -	-
Age Break Down		All Eligible Clients-Paid		Dollars Paid by Age Category
Type	Receiving Service	% of Total	Amount-\$	% of Total
Infant	92	20.77%	\$33.72	27.44%
Toddler	72	16.25%	\$22.30	18.15%
Three Year Old	72	16.25%	\$24.33	19.80%
Pre-School	82	18.51%	\$20.88	16.99%
<i>Sub-Total</i>	<i>318</i>	<i>71.78%</i>	<i>\$101.23</i>	<i>82.38%</i>
School Age: 6 yrs	0	0.00%	\$0.00	0.00%
School Age: 7 yrs	0	0.00%	\$0.00	0.00%
School Age: 8 yrs	0	0.00%	\$0.00	0.00%
Unduplicated School Age: 5 - 8 yrs**	0	0.00%	\$0.00	0.00%
School Age: 9 yrs and above	0	0.00%	\$0.00	0.00%
School Age Total Includes -125 Overlap	0	0.00%	\$0.00	0.00%
School Age (Unduplicated)	125	28.22%	\$21.65	17.62%
Other	-	0.00%	\$0.00	0.00%
<i>Sub-Total</i>	<i>125</i>	<i>28.22%</i>	<i>\$21.65</i>	<i>17.62%</i>
Total	443	100%	\$122.87	100%
Minus 26 Overlap	417			



**There are 0 5-year-old within this count.



Note: Legends with too small percentage are not shown on the pie chart.

JANUARY 2017 BTA AMEX

Trans. Date	AMEX Description	Amount	ELC Description	GL	Dist Code PAYROLL CODE
1/28/2017	DOUBLETREE BY HILTON ORLANDO FL	\$ 298.00	Hampton Inn lodging for B. Torres to attend EHS New Performance Standards Training 01-25 to 01-27	65500	520EH0
1/28/2017	DOUBLETREE BY HILTON ORLANDO FL	\$ 298.00	Hampton Inn lodging for C. Burkhalter to attend EHS New Performance Standards Training 01-25 to 01-27	65500	520EH0
1/28/2017	DOUBLETREE BY HILTON ORLANDO FL	\$ 298.00	Hampton Inn lodging for O. Gonzalez Varese to attend EHS New Performance Standards Training 01-25 to 01-27	65500	520EH0
1/28/2017	DOUBLETREE BY HILTON ORLANDO FL	\$ 298.00	Hampton Inn lodging for L. Jones to attend EHS New Performance Standards Training 01-25 to 01-27	65500	520EH0
1/28/2017	HAMPTON INN AND SUIT ORLANDO FL	\$ 258.00	Hampton Inn lodging for O. Baruwa-Castro to attend EHS New Performance Standards Training 01-25 to 01-27	65500	520EH0
1/28/2017	HAMPTON INN AND SUIT ORLANDO FL	\$ 258.00	Hampton Inn lodging for D. Campbell to attend EHS New Performance Standards Training 01-25 to 01-27	65500	520EH0
12/30/2016	AMERICAN AIRLINES DALLAS TX	\$ 411.70	AA airfare for B. Torres to attend Preschool Expulsion Study Tour 01-17 to 01-20	65500	520EH0

\$ 2,119.70

Quarterly Breakdown - Airfare, Hotel, Car Rental	
Total Airfare January	\$ 411.70
Total Hotel January	\$ 1,708.00
Total car rental & tolls January	\$ -

Total EHS monthly charges \$ 2,119.70