



FINANCE COMMITTEE MEETING
January 27th, 2015, 9:15 am
ELC Board Room

- | | | |
|------|---|--------------|
| I. | Welcome & Introductions | Robert Eadie |
| II. | Approval of Minutes | Robert Eadie |
| | A. Motion to approve minutes for the month of December 2015 | |
| III. | Financial Statements | Robert Eadie |
| IV. | Resolutions | Robert Eadie |
| V. | Information Items | Robert Eadie |
| | A. Slot Utilization | |
| | B. Settlement agreement/Public Record Request | |
| VI. | Public Comments | Robert Eadie |
| VII. | Meeting Adjourn | Robert Eadie |

Mission: To promote high-quality school readiness, voluntary pre-kindergarten and after school programs, thus increasing all children's chances of achieving future educational success and becoming productive members of society. The Coalition seeks to further the physical, social, emotional and intellectual needs of Miami-Dade and Monroe County children with a priority toward the ages before birth through age 5.

Early Learning Coalition of Miami-Dade and Monroe Counties

Statement of Financial Position

(In thousands \$000)

	Unaudited As of 12/31/2015
	<hr/>
Assets	
Cash & Cash Equivalents	5,595
Grants Receivable	26,841
VPK Prepayment	3,934
Property and Equipment, Net	395
Other Assets	409
	<hr/>
Total Assets	\$ 37,175
	<hr/> <hr/>
Liabilities	
Accounts Payable	921
Advances Due to OEL & Other	15,087
VPK Prepayment	3,934
Deferred Revenues	50
Accrued Expenses & Other Liabilities	15,849
Total Liabilities	35,842
	<hr/> <hr/>
Net Assets	
Unrestricted	481
Temporarily Restricted	852
Total Net Assets	1,333
	<hr/> <hr/>
Total Liabilities and Net Assets	\$ 37,175
	<hr/> <hr/>

Early Learning Coalition of Miami-Dade and Monroe Counties

Statement of Activities
(In thousands \$000)

	YTD		
	<u>Unrestricted</u>	<u>Temporarily Restricted</u>	<u>12/31/2015</u>
Support and revenues			
Grants	\$ 0	\$ 86,138	\$ 86,138
Contributions and Other	2	0	2
Net Assets Released from Restrictions	<u>86,066</u>	<u>(86,066)</u>	<u>0</u>
Total Support and Revenues	86,068	71	86,139
Expenses			
Early Education Services	83,597		83,597
Administration	<u>2,485</u>		<u>2,485</u>
Total Expenses	<u>86,083</u>	<u>0</u>	<u>86,083</u>
Change in Net Assets	(15)	71	57
Beginning Net Assets	495	782	1,277
Ending Net Assets	<u>\$ 481</u>	<u>\$ 852</u>	<u>\$ 1,333</u>

Early Learning Coalition of Miami-Dade and Monroe Counties
Statement of Functional Expenses
(In thousands \$000)

	<u>Early Education Services</u>	<u>Administration</u>	<u>Preliminary YTD 12/31/2015</u>
Expenses:			
Payroll & Employee Benefits	5,860	1,938	7,798
Direct Child Care Services	73,595	1	73,597
Contracted Services-Subrecipients	1,809	-	1,809
Dues & Subscriptions	1	9	10
Occupancy Costs	671	18	689
Telephone & Communications	177	6	183
Equipment Repair & Maintenance	110	6	116
Postage & Freight	47	3	50
Printing	50	1	51
Professional Fees	654	271	925
Travel & Transportation Expenses	45	51	96
Program Supplies	306	0	306
Meetings & Conferences	9	17	26
Insurance-General & Liability	47	2	49
Office	172	152	324
Other Administrative Costs	43	9	52
Total Expenses	\$ <u>83,597</u>	<u>2,485</u>	<u>86,082</u>

Early Learning Coalition of Miami-Dade and Monroe Counties
Statement of Cash Flows
(In thousands \$000)

	Preliminary YTD 12/31/2015
Cash Flows From Operating Activities	
Change In Net Assets	57
Adjustments to reconcile change in net cash provided by	
Depreciation Expense	
(Increase) Decrease in Assets:	
Grants Receivables	(13,200)
Other Assets	(45)
VPK Prepayment	(3,934)
Increase (Decrease) in Liabilities:	
Accounts Payable-Vendors	(2,583)
Other Accrued Expenses & Other Payables	3,582
Advances Due to OEL	18,675
Advances Due to Other Grantors	300
Deferred Revenues	(12)
Total Adjustments	2,783
Net Cash Flows From Operating Activities	2,840
Cash Flows from Investing Activities:	
Purchase of furniture and equipment	
Net Cash Flows From Investing Activities	
Change in Cash	2,840
Cash - Beginning of Period	2,756
Cash Balance End of Period	\$ 5,595

**BUDGET VARIANCE
DECEMBER 2015
In 000'S**

SCHOOL READINESS					
Category	Forecast	Current Month Actual	Current Year Actual	% Budget Remaining	Target % Budget Remaining
REVENUE					
State of Florida	110,020	10,503	54,930	50.07%	50.00%
EXPENDITURES					
Salary and Fringe	10,883	1,145	5,579	48.73%	
Child Care Services	92,839	8,577	46,453	49.96%	
Contractual Services	3,003	411	1,442	51.99%	
Infrastructure	1,241	246	918	26.02%	
Travel/Conf/Dev	87	5	76	12.70%	
Program Activity	1,575	71	146	90.75%	
IT	211	3	134	36.21%	
Other	182	45	183	-0.44%	
TOTAL EXP	110,020	10,503	54,931	50.07%	50.00%

VPK					
Category	Forecast	Current Month Actual	Current Year Actual	% Budget Remaining	Target % Budget Remaining
REVENUE					
State of Florida	58,393	4,677	24,439	58.15%	50.00%
EXPENDITURES					
Salary and Fringe	1,107	219	832	24.83%	
Child Care Services	56,627	4,452	23,555	58.40%	
Contractual Services	122	8	8	93.44%	
Infrastructure	185	3	19	89.67%	
Travel/Conf/Dev	15		2	86.94%	
Program Activity	75			100.00%	
IT	216	2	14	93.54%	
Other	46	1	9	80.76%	
TOTAL EXP	58,393	4,677	24,439	58.15%	50.00%

EARLY HEAD START					
Category	Forecast	Current Month Actual	Current Year Actual	% Budget Remaining	Target % Budget Remaining
REVENUE					
Office of Head Start	10,785	847	3,390	68.57%	50.00%
EXPENDITURES					
Salary and Fringe	2,775	235	944	66.00%	
Child Care Services	5,850	516	2,093	64.23%	
Contractual Services	651	23	91	85.99%	
Infrastructure	504	50	147	70.91%	
Travel/Conf/Dev	80	4	33	58.23%	
Program Activity	865	2	18	97.91%	
IT	18	11	28	-54.67%	
Other	41	6	36	11.95%	
TOTAL EXP	10,785	847	3,390	68.57%	50.00%

OTHER					
Category	Forecast	Current Month Actual	Current Year Actual	% Budget Remaining	Target % Budget Remaining
REVENUE					
The Children's Trust	4,930	422	2,191	55.55%	
Other	648	92	317	51.12%	
Refugee	2,000	127	789	60.56%	
Teen Parent	405	18	83	79.50%	
	7,983	659	3,380	57.66%	50.00%
EXPENDITURES					
Salary and Fringe	796	117	396	50.26%	
Child Care Services	3,347	220	1,496	55.30%	
Contractual Services	2,999	277	1,196	60.12%	
Infrastructure	246	7	23	90.79%	
Travel/Conf/Dev	20	4	38	-91.21%	
Program Activity	525	31	154	70.66%	
IT	15		5	66.82%	
Other	36	3	16	55.99%	
TOTAL EXP	7,983	659	3,323	58.37%	50.00%
NET	-		57		

TOTAL	Forecast	Current Month Actual	Current Year Actual	% Budget Remaining	Target % Budget Remaining
REVENUE					
State of Florida	168,414	15,180	79,369	52.87%	
Office of Head Start	10,785	847	3,390	68.57%	
The Children's Trust	4,930	422	2,191	55.55%	
Refugee	648	92	317	51.12%	
Teen Parent	2,000	127	789	60.56%	
Other	405	18	83	79.50%	
TOTAL REVENUE	187,181	16,686	86,139	53.98%	50.00%
EXPENDITURES					
Salary and Fringe	15,561	1,715	7,751	50.19%	
Child Care Services	158,663	13,765	73,597	53.61%	
Contractual Services	6,774	712	2,737	59.60%	
Infrastructure	2,176	306	1,106	49.15%	
Travel/Conf/Dev	201	14	149	26.07%	
Program Activity	3,040	104	318	89.54%	
IT	460	16	181	60.59%	
Other	305	55	244	20.04%	
TOTAL EXP	187,181	16,686	86,083	54.01%	50.00%
NET	-		57		



Early Learning Coalition Finance Committee Meeting

January 27, 2016

Resolution: 01272016-01

Action Requested: Authorize the President and CEO to negotiate and execute an amendment to add all funding sources to the contracts listed in the background section of this resolution for Quality Materials.

Fiscal Impact: This resolution shall have no fiscal impact on contract amount.

Funding Source: All Funding Sources

Strategic Goal:

- Neediest Children
- Youngest Children
- Educate All

- Providers
- Internal Capacity
- Funding

RESOLUTION NO. 01272016-01

AUTHORIZATION FOR THE PRESIDENT AND CEO TO NEGOTIATE AND EXECUTE AN AMENDMENT TO ADD ALL FUNDING SOURCES TO THE CONTRACTS LISTED IN THE BACKGROUND SECTION OF THIS RESOLUTION FOR QUALITY MATERIALS. THE AMENDMENT WILL ALLOW THE USE OF SHARED FUNDING, WHICH IS SUBJECT TO THE AVAILABILITY OF FUNDING.

WHEREAS, the Finance Committee has been apprised of the goals of the program through the attached narrative, hereby incorporated by reference, and the Finance Committee is in agreement with the goals described therein; and

WHEREAS, the President and CEO and staff recommend approving this action,

NOW, THEREFORE BE IT RESOLVED BY THE BOARD OF THE EARLY LEARNING COALITION OF MIAMI-DADE/MONROE, MIAMI-DADE COUNTY, FLORIDA that this Board authorizes the President and CEO to negotiate and execute an amendment to add all funding sources to the contracts listed in the background section of this resolution for Quality Materials. Which is subject to the availability of funding.

The foregoing resolution and attachment was offered by _____, who moved its approval. The motion was seconded by _____, and upon being put to a vote, the vote was as follows: _____.

The vote was recorded as in the attached roll call sheet.

The Chairperson thereupon declared the resolution duly passed and adopted this 1st day of February, 2016.

EARLY LEARNING COALITION OF MIAMI-DADE/MONROE

MIAMI-DADE COUNTY, FLORIDA

BY _____

BOARD SECRETARY



Early Learning Coalition Finance Committee Meeting

January 27, 2016

Resolution: 01272016-02

Action Requested: Authorize the President and CEO to negotiate and execute a contract with the Department of Financial Services for services described in the background section of this resolution. The total amount of this contract is subject to availability of funding.

Fiscal Impact: \$125,000.00

Funding Source: All Funding Sources

Strategic Goal:

- Neediest Children
- Youngest Children
- Educate All

- Providers
- Internal Capacity
- Funding

RESOLUTION NO. 01272016-02

AUTHORIZE THE PRESIDENT AND CEO TO NEGOTIATE AND EXECUTE A CONTRACT WITH THE DEPARTMENT OF FINANCIAL SERVICES FOR FRAUD SERVICES DESCRIBED IN THE BACKGROUND SECTION OF THIS RESOLUTION. THE TOTAL AMOUNT OF THIS CONTRACT IS SUBJECT TO AVAILABILITY OF FUNDING. THE FISCAL IMPACT FOR THIS ACTION IS \$125,000.00.

WHEREAS, the Finance Committee has been apprised of the goals of the program through the attached narrative, hereby incorporated by reference, and the Finance Committee is in agreement with the goals described therein; and

WHEREAS, the President and CEO and staff recommend approving this action,
 NOW, THEREFORE BE IT RESOLVED BY THE BOARD OF THE EARLY LEARNING COALITION OF MIAMI-DADE/MONROE, MIAMI-DADE COUNTY, FLORIDA that this Board authorizes the President and CEO to negotiate and execute a contract with the Department of Financial Services for fraud services described in the background section of this resolution. The total amount of this contract is subject to availability of funding. The fiscal impact for this action is \$125,000.00.

The foregoing resolution and attachment was offered by _____, who moved its approval. The motion was seconded by _____, and upon being put to a vote, the vote was as follows: _____.

The vote was recorded as in the attached roll call sheet.

The Chairperson thereupon declared the resolution duly passed and adopted this 1st day of February, 2016.

EARLY LEARNING COALITION OF MIAMI-DADE/MONROE
MIAMI-DADE COUNTY, FLORIDA

BY _____
BOARD SECRETARY

Background

The Florida Department of Financial Services/Division of Public Assistance Fraud (the "Department") agrees to prioritize and provide Fraud Investigation Services specifically to the Early Learning Coalition of Miami-Dade/Monroe, Inc. (the "Early Learning Coalition").

Upon receipt of a case file from the Early Learning Coalition, the Florida Department of Financial Services/Division of Public Assistance Fraud will evaluate the case for further action. The Department will initiate the investigation of those cases that have been accepted within ninety (90) days of notice.

Within thirty (30) days of the completion of the investigation, the Department will notify the Early Learning Coalition in writing of those cases that are not to be pursued further and those cases which should be referred for criminal investigation.

The principal investigator will track the status of all cases that have been referred to the State Attorney's Office monthly and serve as a liaison between the Early Learning Coalition and the State Attorney's Office on all referred cases.



Early Learning Coalition Finance Committee Meeting

January 27, 2016

Resolution: 01272016-03

Action Requested: Authorize the President and CEO to negotiate and execute an amendment for Early Head Start Program budget to receive supplemental funding.

Fiscal Impact: The total contract amount increase is by \$550,000.00 which is subject to the availability of funding.

Funding Source: EHS

Strategic Goal:

- Neediest Children
- Youngest Children
- Educate All

- Providers
- Internal Capacity
- Funding

RESOLUTION NO. 12012016-03

AUTHORIZATION FOR THE PRESIDENT AND CEO TO NEGOTIATE AND EXECUTE AN AMENDMENT FOR EARLY HEAD START PROGRAM BUDGET TO RECEIVE SUPPLEMENTAL FUNDING. THE AMENDMENT WILL NOT EXCEED \$550,000.00, WHICH IS SUBJECT TO THE AVAILABILITY OF FUNDING.

WHEREAS, the Finance Committee has been apprised of the goals of the program through the attached narrative, hereby incorporated by reference, and the Finance Committee is in agreement with the goals described therein; and

WHEREAS, the President and CEO and staff recommend approving this action,

NOW, THEREFORE BE IT RESOLVED BY THE BOARD OF THE EARLY LEARNING COALITION OF MIAMI-DADE/MONROE, MIAMI-DADE COUNTY, FLORIDA that this Finance Committee authorizes the President and CEO to negotiate and execute an amendment for Early Head Start Program Budget to receive supplemental funding. The amendment will add \$550,000.00, for the contract's not to

exceed a total amount \$ 10,432,841.00 for fiscal year 2015-2016, which is subject to availability of funding.

The foregoing resolution and attachment was offered by _____, who moved its approval. The motion was seconded by _____, and upon being put to a vote, the vote was as follows: _____.

The vote was recorded as in the attached roll call sheet.

The Chairperson thereupon declared the resolution duly passed and adopted this 1st day of February, 2016.

EARLY LEARNING COALITION OF MIAMI-DADE/MONROE

MIAMI-DADE COUNTY, FLORIDA

BY _____

BOARD SECRETARY

Background

Supplemental Funding:

The Office of Head Start recognized programs would likely identify needs for additional funding during the initial implementation phase that were not apparent at the time of the initial award. Therefore, programs can apply for supplemental funding to fulfill these needs. The Neighborhood Place for Early Head Start is applying for supplemental funding in the amount of \$550,000. The intent of these funds will be for facility improvement, to raise the level of quality in the infant/toddler environment, increase positive and responsive adult/child interactions through classroom observation and online consultation, and to help build stronger families through a series of trainings called Parenting Journey. These additional funds will increase the quality of services for children by creating a safer and nurturing environment. Additionally, through self-reflection and peer support parents will gain a greater understanding of their parenting style and build on their strengths as parents.



Early Learning Coalition Finance Committee Meeting

**January 27, 2016
Resolution: 01272016-04**

Action Requested: Authorize the Board to approve the Early Head Start Program Budget Balance of Funds in effect from February 1, 2016 through July 31, 2016.

Fiscal Impact: The total amount of the six month budget is \$5,809,355.00; \$4,647,484.00 for Operations and \$1,161,871.00 in Training and Technical Assistance.

Funding Source: Early Head Start

Strategic Goal:

<input type="checkbox"/> Neediest Children <input type="checkbox"/> Youngest Children <input type="checkbox"/> Educate All	<input type="checkbox"/> Providers <input type="checkbox"/> Internal Capacity <input checked="" type="checkbox"/> Funding
---	--

Resolution: 01272016-04

AUTHORIZATION FOR THE BOARD TO APPROVE OF THE EARLY HEAD START PROGRAM BUDGET BALANCE OF FUNDS IN EFFECT FROM FEBRUARY 1, 2016 THROUGH JULY 31, 2016.

WHEREAS, the Finance Committee has been apprised of the goals of the program through the attached narrative, hereby incorporated by reference, and the Finance Committee is in agreement with the goals described therein; and

WHEREAS, the President and CEO and staff recommend approving this action,

NOW, THEREFORE BE IT RESOLVED BY THE BOARD OF THE EARLY LEARNING COALITION OF MIAMI-DADE/MONROE, MIAMI-DADE COUNTY, FLORIDA that authorizes this Board to approve of the Early Head Start Program Budget Balance of funds in effect from February 1, 2016 through July 31, 2016 as listed in the background section of this resolution

The foregoing resolution and attachment was offered by _____, who moved its approval. The motion was seconded by _____, and upon being put to a vote, the vote was as follows: _____.

The vote was recorded as in the attached roll call sheet.

The Chairperson thereupon declared the resolution duly passed and adopted this 1st day of February 2016.

EARLY LEARNING COALITION OF MIAMI-DADE/MONROE
MIAMI-DADE COUNTY, FLORIDA

BY _____
BOARD SECRETARY

Background

The Office of Head Start funded the Early Head Start Program in two cycles for the initial 18-month budget period. The first cycle was for a 12-month period. An application for balance of funds was requested for the remaining six months of the initial 18-month period. The balance of funds is a detailed budget and budget justification describing the proposed uses of funds for operation and for training and technical assistance. These funds will allow the program to continue operating for the remaining 6 months of the 18-month period.

EARLY HEAD START					
Category	Budget 6 Month	Current Month Actual	Current Year Actual	% Budget Remaining	Target % Budget Remaining
REVENUE					
Office of Head Start	5,809,355				
EXPENDITURES					
Salary and Fringe	1,375,515				
Child Care Services	2,583,688				
Contractual Services	415,625				
Occupancy/ Other	248,977				
Travel/Conf/Dev	14,292				
Training	1,161,871				
Supplies	9,388				
TOTAL EXP	5,809,355			100.00%	0.00%



Early Learning Coalition Finance Committee Meeting

January 27, 2016

Resolution: 01272016-05

Action Requested: Authorize the President and CEO to receive and execute the grant agreement with the Health Foundation of Florida.

Fiscal Impact: The grant is in an amount of \$160,089.00, over 24 months, subject to approval for legal sufficiency and form.

Funding Source: Health Foundation of Florida

Strategic Goal:

- Neediest Children
- Youngest Children
- Educate All

- Providers
- Internal Capacity
- Funding

RESOLUTION NO. 01272016-04

AUTHORIZATION FOR THE PRESIDENT AND CEO TO RECEIVE AND EXECUTE THE GRANT AGREEMENT WITH THE HEALTH FOUNDATION OF FLORIDA. THE GRANT IS IN THE AMOUNT OF \$160,089.00, OVER 24 MONTHS, SUBJECT TO APPROVAL FOR LEGAL SUFFICIENCY AND FORM.

WHEREAS, the Finance Committee has been apprised of the goals of the program through the attached narrative, hereby incorporated by reference, and the Finance Committee is in agreement with the goals described therein; and

WHEREAS, the President and CEO and staff recommend approving this action,

NOW, THEREFORE BE IT RESOLVED BY THE BOARD OF THE EARLY LEARNING COALITION OF MIAMI-DADE/MONROE, MIAMI-DADE COUNTY, FLORIDA that this Finance Committee authorizes the President and CEO to receive and execute the grant agreement with the health foundation of Florida. The grant is in the amount of \$160,089.00, over 24 months, subject to approval for legal sufficiency and form.

The foregoing resolution and attachment was offered by _____, who moved its approval. The motion was seconded by _____, and upon being put to a vote, the vote was as follows: _____.

The vote was recorded as in the attached roll call sheet.

The Chairperson thereupon declared the resolution duly passed and adopted this 1st, day of February, 2016.

EARLY LEARNING COALITION OF MIAMI-DADE/MONROE
MIAMI-DADE COUNTY, FLORIDA

BY _____
BOARD SECRETARY

Background

The grant from the Health Foundation of South Florida (HFSF) will be utilized to fund the Coalition's Early Childhood Education Structured Physical Activity (ECESPA) project, which will provide 165 large low-income early childhood education (ECE) centers in Miami-Dade and Broward counties with the knowledge, tools and resources needed to conduct at least 60 minutes of daily structured physical activity with their preschoolers.

Structured Physical Activity is adult-led, developmentally appropriate guided play, and national research reflects that Structured Physical Activity goes a long way to prevent excess weight and obesity. Structured Physical Activity also encourages socialization, development of gross motor skills, and improves self-confidence. Studies show that obesity prevention programs in preschool are highly effective, particularly in areas of poverty, and that participating in Structured Physical Activity for at least 1 hour daily encourages kids to maintain an active lifestyle into adulthood.

Health Foundation:

Through the HFSF funded ECESPA project, the Coalition seeks to build on the childhood obesity prevention capacity built in Miami-Dade and Broward counties over the last three years through the *Let's Move! Childcare Initiative*. *Let's Move!* is First Lady Michelle Obama's signature childhood obesity prevention initiative that is funded by the Center for Disease Control & Prevention (CDC); managed by Nemours Children's Health System; and implemented in South Florida by the Coalition. The majority of the centers chosen to participate in the ECESPA project will have either gone through or are currently going through the *Let's Move! Childcare Initiative*. Participating in the ECESPA project will enable them to sustain and extend their childhood obesity prevention efforts.



Early Learning Coalition Finance Committee Meeting

January 27, 2016

Resolution: 01272016-06

Action Requested: Authorize the President and CEO to use School Readiness funding to pay the approved \$20,000.00 increase, in the Miami-Dade Family Learning Partnership, Inc. contract (PSA15-50).

Fiscal Impact: See attached Resolution 12012015-02

Funding Source: School Readiness

Strategic Goal:

<input checked="" type="checkbox"/> Neediest Children <input checked="" type="checkbox"/> Youngest Children <input checked="" type="checkbox"/> Educate All	<input type="checkbox"/> Providers <input type="checkbox"/> Internal Capacity <input type="checkbox"/> Funding
---	--

RESOLUTION NO. 01272016-06

AUTHORIZATION FOR THE PRESIDENT AND CEO TO USE SCHOOL READINESS FUNDING TO PAY THE APPROVED \$20,000.00 INCREASE, IN THE MIAMI-DADE FAMILY LEARNING PARTNERSHIP, INC. CONTRACT (PSA15-50). SEE ATTACHED RESOLUTION 12012015-02.

WHEREAS, the Finance Committee has been apprised of the goals of the program through the attached narrative, hereby incorporated by reference, and the Finance Committee is in agreement with the goals described therein; and

WHEREAS, the President and CEO and staff recommend approving this action,

NOW, THEREFORE BE IT RESOLVED BY THE BOARD OF THE EARLY LEARNING COALITION OF MIAMI-DADE/MONROE, MIAMI-DADE COUNTY, FLORIDA that this Finance Committee authorizes the President and CEO to use school readiness funding to pay the approved \$20,000.00 increase, in the Miami-Dade Family Learning Partnership, Inc. contract (PSA15-50). See attached resolution 12012015-02.

The foregoing resolution and attachment was offered by _____, who moved its approval. The motion was seconded by _____, and upon being put to a vote, the vote was as follows: _____.

The vote was recorded as in the attached roll call sheet.

The Chairperson thereupon declared the resolution duly passed and adopted this 1st day of February, 2016.

EARLY LEARNING COALITION OF MIAMI-DADE/MONROE
MIAMI-DADE COUNTY, FLORIDA

BY _____

BOARD SECRETARY

Background

On September 15, 2015, the Early Learning Coalition of Miami-Dade/Monroe County entered into an agreement for the Teenage Parent Program (TAP) technical assistance services with the Miami-Dade Family Partnership, Inc., The initial contract amount was \$29,975.73, the Board recently approved an amendment to extend the contract for a period of 6 months until June 30, 2016 and increase it by \$20,000.00, for a total contract amount not to exceed \$49,975.73. Please see attached resolution 12012015-02.

This revision will allow funding to expand to two (2) different sources.



Early Learning Coalition Finance Committee Meeting

December 1, 2015

Resolution: 12012015-02

Action Requested: Authorize the President and CEO to negotiate and execute an amendment and extend Contract PSA15-50 until June 30, 2016, for the Teenage Parent Program (TAPP) technical assistance services with Miami-Dade Family Learning Partnership, Inc.

Fiscal Impact: The contract amount increases by \$20,000.00, for a total contract amount not to exceed \$49,975.73 for the fiscal year 2015-2016, which is subject to the availability of funding.

Funding Source: MCDPS TAP

Strategic Goal:

- Neediest Children
- Youngest Children
- Educate All

- Providers
- Internal Capacity
- Funding

RESOLUTION NO. 12012015-02

AUTHORIZATION FOR THE PRESIDENT AND CEO TO NEGOTIATE AND EXECUTE AN AMENDMENT TO CONTRACT PSA15-50 FOR THE TEENAGE PARENT PROGRAM (TAPP) TECHNICAL ASSISTANCE SERVICES WITH MIAMI-DADE FAMILY PARTERSHIP, INC. THE AMENDMENT WILL NOT EXCEED \$20,000.00, FOR A TOTAL CONTRACT AMOUNT NOT TO EXCEED \$49,975.73, WHICH IS SUBJECT TO THE AVAILABILITY OF FUNDING.

WHEREAS, the Finance Committee has been apprised of the goals of the program through the attached narrative, hereby incorporated by reference, and the Finance Committee is in agreement with the goals described therein; and

WHEREAS, the President and CEO and staff recommend approving this action,

NOW, THEREFORE BE IT RESOLVED BY THE BOARD OF THE EARLY LEARNING COALITION OF MIAMI-DADE/MONROE, MIAMI-DADE COUNTY, FLORIDA that this Finance Committee authorizes the President and CEO to negotiate and execute an amendment to the Contract PSA15-50 with Miami-

Dade Family Partnership, Inc. The amendment will add \$20,000.00, for a total contract amount not exceed \$49,975.73 for fiscal year 2015-2016, which is subject to availability of funding.

The foregoing resolution and attachment was offered by _____, who moved its approval. The motion was seconded by _____, and upon being put to a vote, the vote was as follows: _____.

The vote was recorded as in the attached roll call sheet.

The Chairperson thereupon declared the resolution duly passed and adopted this 1st day of December, 2015.

EARLY LEARNING COALITION OF MIAMI-DADE/MONROE
MIAMI-DADE COUNTY, FLORIDA

BY _____

BOARD SECRETARY

Background

On September 15, 2015, the Early Learning Coalition of Miami-Dade/Monroe County entered into an agreement for the Teenage Parent Program (TAPP) technical assistance services with The Miami-Dade Family Partnership, Inc., The initial contract amount was \$ 29,975.73, this amendment will extend the contract for a period of 6 months until June 30, 2016 and increase it by \$20,000.00, for a total contract amount not to exceed \$49,975.73, which is subject to availability of funding.



Early Learning Coalition Finance Committee Meeting

January 27, 2016

Resolution: 01272016-07

Action Requested: Authorize the President and CEO to receive funds from the School Board of Miami Dade County Teenage Parent Program grant/contract.

Fiscal Impact: The contract is in the amount of \$500,000.00 for fiscal year 2015 - 2016, subject to approval for legal sufficiency and form.

Funding Source: TAP

Strategic Goal:

- | | |
|---|---|
| <input checked="" type="checkbox"/> Neediest Children | <input checked="" type="checkbox"/> Providers |
| <input type="checkbox"/> Youngest Children | <input checked="" type="checkbox"/> Internal Capacity |
| <input checked="" type="checkbox"/> Educate All | <input checked="" type="checkbox"/> Funding |

Resolution: 01272016-07

AUTHORIZATION FOR THE PRESIDENT AND CEO TO RECEIVE FUNDS FROM THE SCHOOL BOARD OF MIAMI DADE COUNTY TEENAGE PARENT PROGRAM GRANT/CONTRACT. THE CONTRACT IS A NOT-TO-EXCEED AMOUNT OF \$500,000.00, SUBJECT TO APPROVAL FOR LEGAL SUFFICIENCY AND FORM.

WHEREAS, the Finance Committee has been apprised of the goals of the program through the attached narrative, hereby incorporated by reference, and the Finance Committee is in agreement with the goals described therein; and

WHEREAS, the President and CEO and staff recommend approving this action,

NOW, THEREFORE BE IT RESOLVED BY THE BOARD OF THE EARLY LEARNING COALITION OF MIAMI-DADE/MONROE, MIAMI-DADE COUNTY, FLORIDA that this Board authorizes the President and CEO to receive funds from The School Board of Miami Dade County Teenage Parent Program. The contract amount is a not to exceed amount of \$500,000.00 and it is subject to approval for legal sufficiency and form.

The foregoing resolution and attachment was offered by _____, who moved its approval. The motion was seconded by _____, and upon being put to a vote, the vote was as follows: _____.

The vote was recorded as in the attached roll call sheet.

The Chairperson thereupon declared the resolution duly passed and adopted this 1st, day of February, 2015.

EARLY LEARNING COALITION OF MIAMI-DADE/MONROE
MIAMI-DADE COUNTY, FLORIDA

BY _____
BOARD SECRETARY

Background

The Teenage Parent Program is a project established to provide eligibility determination, program monitoring and compliance to Board policies, TAP recruitment, marketing and educational seminars for parents. The grant from the Miami Dade County School District will be used to provide childcare to the children of teen parents enrolled in the Teen Parent Program (TAP) and attending school. Over the past two years, the Coalition has provided resource, referral, registration, monitoring, and payment in relation to the childcare services for those enrolled in the TAP program and will continue to provide the aforesaid services.

As a result, the Coalition is requesting authorization for the President and CEO to receive and execute the Miami Dade County School District grant agreement in the approximate amount of \$500,000.00, for the 2015-2016 program year.

Early Learning Coalition of Miami-Dade/Monroe

School Readiness Slot Utilization Snapshot - Miami-Dade


November 2015

(all dollar amounts in thousands '000)

Children Served	Amount
Total actual paid - YTD	26,952
Total actual paid - November 2015	22,792
Net Slot Payment and Gold Seal Match (BG8 and CCEP)	\$ 6,675
	\$ 163
Total cost (in thousands) (incl match)	\$ 7,591
Change month over month	
Total Net Increase(decrease) children	507
Net increase/(decrease) dollars	\$ 35
Monthly Activity	
Amount	
Beginning Census	22,285
NET Increase/(Decrease)	507
Total	22,792
Current Data	
Enrolled As of December 28, 2015	23,733
Projected Paid for December (96% of enrolled)	22,784
Ready Pool and Waitlist	
Ready Pool as of December 28, 2015	-
Waitlist as of December 28, 2015	1,153
Waitlist as of November 30, 2015	853
Waitlist as of October 26, 2015	376
VPK Enrolled As of December 28, 2015	
Regular	22,185
Summer	
VPK Total Actual Paid - November 2015	
SISP	8
Regular	21,855
Summer	-
VPK Total Actual Paid - YTD	
SISP	15
Regular	22,528
Summer	403


Eligibility Breakdown Type	Children Paid by BG Group				Dollars Paid by BG Group				
	Receiving Service	% of Total	Diff Prior Month	% Change Prior Month	Amount*	% of Total	Diff Prior Month	% Change Prior Month	
AT Risk (BG1)	2,315	10.07%	(25)	-1.07%	\$834.48	11.23%	(\$32.52)	-3.75%	
Income Eligible (BG8)	16,527	71.88%	566	3.55%	\$5,454.00	73.42%	\$77.89	1.45%	
Florida One Parent	-	0.00%	-	-	\$ -	0.00%	\$ -	-	
Transitional Child Care (BG5)	1,684	7.32%	19	1.14%	\$524.25	7.06%	(\$13.59)	-2.53%	
Work Force Development (BG3x)	1,377	5.99%	(45)	-3.16%	\$453.25	6.10%	\$3.88	0.86%	
CCEP (Purchasing Pool) (CCPP)	1,088	4.73%	(18)	-1.63%	\$162.64	2.19%	(\$1.13)	-0.69%	
ARRA	-	0.00%	-	-	\$ -	0.00%	\$0.00	-	
BGSNT	-	0.00%	-	-	\$ -	0.00%	\$0.00	-	
Total	22,991	100%	497	2.21%	\$7,428.63	100%	\$34.54	0.47%	
Minus 199 Duplicates	22,792								
GOLD SEAL					\$753.64	10.15%	(\$0.70)	-0.09%	
SFW (could be duplicated in SFW GOLD SEAL)	-		-	-	\$ -		\$0.00	-	
					\$ -		\$0.00	-	
Age Break Down		All Eligible Clients-Paid				Dollars Paid by Age Category			
Type	Receiving Service	% of Total	Diff Prior Month	% Change Prior Month	Amount-\$	% of Total	Diff Prior Month	% Change Prior Month	
Infant	4,905	20.19%	161	3.39%	\$1,855.04	24.95%	(\$3.59)	-0.19%	
Toddler	4,318	17.77%	19	0.44%	\$1,539.05	20.70%	(\$19.23)	-1.23%	
Three Year Old	4,635	19.08%	53	1.16%	\$1,517.13	20.41%	(\$47.33)	-3.03%	
Pre-School	5,286	21.75%	395	8.08%	\$1,411.12	18.98%	\$132.89	10.40%	
	<i>Sub-Total</i>	<i>19,144</i>	<i>78.79%</i>	<i>628</i>	<i>\$6,322.33</i>	<i>85.05%</i>	<i>\$62.74</i>	<i>1.00%</i>	
School Age: 6 yrs	2,027	8.33%	(11)	-0.54%	\$443.92	5.97%	\$14.05	3.27%	
School Age: 7 yrs	368	1.51%	37	11.18%	\$71.88	0.97%	\$9.41	15.07%	
School Age: 8 yrs	263	1.08%	(8)	-2.95%	\$49.34	0.66%	\$0.72	1.48%	
Unduplicated School Age: 6 - 8 yrs**	4,758	19.56%	(221)	-4.44%	\$1,037.03	13.95%	(\$39.48)	-3.67%	
School Age: 9 yrs and above	419	1.72%	12	2.95%	\$74.65	1.00%	\$3.72	5.25%	
School Age Total Includes 23 duplicates	5,177	21.29%	(209)	-3.88%	\$1,111.67	14.95%	(\$35.76)	-3.12%	
School Age (Unduplicated)	5,154	21.21%	(183)	-3.43%	\$1,111.67	14.95%	(\$35.76)	-3.12%	
Other	-	0.00%	-1	-100.00%	\$0.00	0.00%	(\$0.01)	-100.00%	
	<i>Sub-Total</i>	<i>5,154</i>	<i>(184)</i>	<i>-3.45%</i>	<i>\$1,111.67</i>	<i>14.95%</i>	<i>(\$35.77)</i>	<i>-3.12%</i>	
Total	24,298	100%	444	1.86%	\$7,434.01	100%	\$26.97	0.36%	
Minus 1505 Duplicates	22,793								

Children By Age Group



**There are 2119 5-year-old within this count.

Children Paid by BG Group



Note: Legends with too small percentage are not shown on the pie chart.

Early Learning Coalition of Miami-Dade/Monroe

School Readiness Slot Utilization Snapshot - Monroe

November 2015

(all dollar amounts in thousands '000)

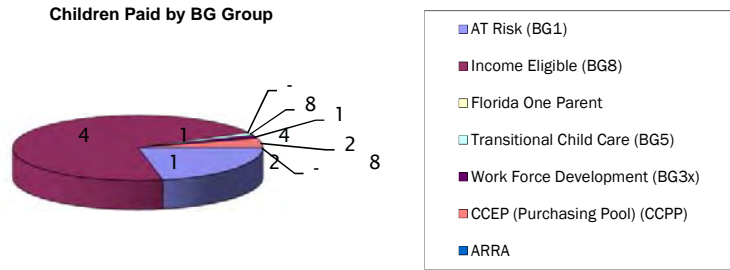
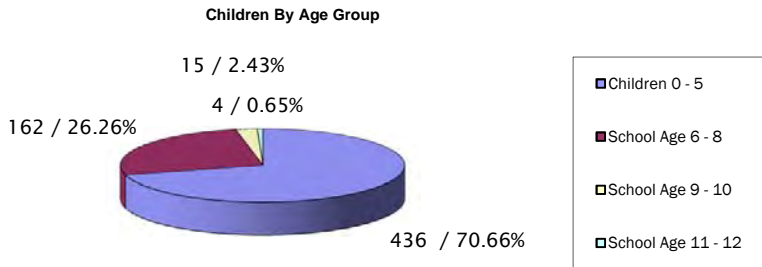
Children Served	Amount
Total actual paid - November 2015	579
Net Slot Payment and Gold Seal	\$ 176
Match (BG8 and CCEP)	\$ 4
Total cost (in thousands) (incl match)	\$ 189
Change month over month	
Total Net Increase(decrease) children	2
Net increase/(decrease) dollars	\$ (3)
Monthly Activity	
Amount	
Beginning Census	577
Net Increase/(Decrease)	2
Total	579

Current Data	
Enrolled as of December 23, 2015	604
Projected Paid for December (96% of enrolled)	580
Waitlist	
Waitlist as of December 23, 2015	
Waitlist as of November 30, 2015	
Waitlist as of October 26, 2015	
VPK Enrolled as of December 23, 2015	463
VPK Total Actual Paid - November 2015	462

Eligibility Breakdown	Children Paid by BG Group				Dollars Paid by BG Group			
	Receiving % of Service	% of Total	Diff Prior Month	% Change Prior Month	Amount	% of Total	Diff Prior Month	% Change Prior Month
Type								
AT Risk (BG1)	128	21.81%	4	3.23%	\$45.92	24.76%	(\$1.74)	-3.66%
Income Eligible (BG8)	414	70.53%	7	1.72%	\$129.69	69.94%	(\$0.65)	-0.50%
Florida One Parent	-	0.00%	0	-	\$ -	0.00%	\$ -	-
Transitional Child Care (BG5)	8	1.36%	0	0.00%	\$3.10	1.67%	(\$0.12)	-3.65%
Work Force Development (BG3x)	10	1.70%	0	0.00%	\$2.74	1.48%	(\$0.00)	-0.17%
CCEP (Purchasing Pool) (CCPP)	27	4.60%	-1	-3.57%	\$3.98	2.15%	(\$0.10)	-2.40%
ARRA	-	0.00%	-	-	\$0.00	0.00%	\$0.00	-
Total	587	100%	10	1.73%	\$185.44	100%	(\$2.61)	-1.39%
Minus 8 Duplicates	579							
GOLD SEAL	-	-	-	-	\$9.24	4.98%	\$0.02	0.23%

Age Break Down	All Eligible Clients-Paid				Dollars Paid by Age Category			
	Receiving % of Service	% of Total	Diff Prior Month	% Change Prior Month	Amount-\$	% of Total	Diff Prior Month	% Change Prior Month
Type								
Infant	122	19.77%	(8)	-6.15%	\$49.68	26.74%	(\$2.71)	-5.18%
Toddler	104	16.86%	(4)	-3.70%	\$40.75	21.93%	(\$2.27)	-5.27%
Three Year Old	100	16.21%	(1)	-0.99%	\$33.62	18.10%	(\$1.79)	-5.06%
Pre-School	110	17.83%	15	15.79%	\$27.40	14.75%	\$4.50	19.67%
<i>Sub-Total</i>	436	70.66%	2	0.46%	\$151.45	81.51%	(\$2.27)	-1.48%
School Age: 6	50	8.10%	0	0.00%	\$9.15	4.92%	(\$0.37)	-3.90%
School Age: 7	43	6.97%	3	7.50%	\$8.38	4.51%	\$0.91	12.23%
School Age: 8	30	4.86%	-	0.00%	\$5.86	3.15%	\$0.44	8.08%
School Age: 6 - 8**	162	26.26%	-	0.00%	\$30.96	16.66%	\$0.21	0.70%
School Age: 9 - 10	15	2.43%	0	0.00%	\$2.69	1.45%	(\$0.30)	-9.88%
School Age: 11 - 12	4	0.65%	0	0.00%	\$0.70	0.38%	\$0.09	14.95%
School Age: Other Age	0	0.00%	0	-	\$0.00	0.00%	\$0.00	-
School Age Total	181	29.34%	-	0.00%	\$34.35	18.49%	\$0.01	0.03%
Other	-	0.00%	-	-	\$ -	0.00%	\$ -	-
<i>Sub-Total</i>	181	29.34%	-	0.00%	\$34.35	18.49%	\$0.01	0.03%
Total	617	100%	2	0.33%	\$185.79	100%	(\$2.26)	-1.20%
Minus 37 Duplicates	580							

**There are 40 5-year-old within this count.



Early Learning Coalition of Miami-Dade/Monroe

School Readiness Slot Utilization Snapshot - Miami-Dade

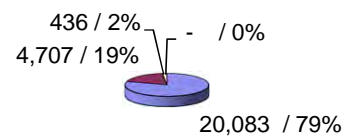
December 2015

(all dollar amounts in thousands '000)

Children Served	Amount
Total actual paid - YTD	28,128
Total actual paid - December 2015	23,588
Net Slot Payment and Gold Seal Match (BG8 and CCEP)	\$ 7,514
	\$ 177
Total cost (in thousands) (incl match)	\$ 8,550
Change month over month	
Total Net Increase(decrease) children	796
Net increase/(decrease) dollars	\$ 945
Monthly Activity	Amount
Beginning Census	22,792
NET Increase/(Decrease)	796
Total	23,588
Current Data	
Enrolled As of January 25, 2016	24,169
Projected Paid for January (96% of enrolled)	23,202
Ready Pool and Waitlist	
Ready Pool as of January 25, 2016	-
Waitlist as of January 25, 2016	1,160
Waitlist as of December 28, 2015	1,153
Waitlist as of November 30, 2015	853
VPK Enrolled As of Jan 25, 2016	
Regular	22,231
Summer	
VPK Total Actual Paid - December 2015	
SISP	12
Regular	21,998
Summer	-
VPK Total Actual Paid - YTD	
SISP	19
Regular	22,862
Summer	403

Eligibility Breakdown	Children Paid by BG Group				Dollars Paid by BG Group			
	Receiving Service	% of Total	Diff Prior Month	% Change Prior Month	Amount*	% of Total	Diff Prior Month	% Change Prior Month
Type								
AT Risk (BG1)	2,336	9.82%	21	0.91%	\$909.86	10.87%	\$75.37	9.03%
Income Eligible (BG8)	17,325	72.83%	798	4.83%	\$6,253.63	74.69%	\$799.63	14.66%
Florida One Parent	-	0.00%	-	-	\$ -	0.00%	\$ -	-
Transitional Child Care (BG5)	1,687	7.09%	3	0.18%	\$576.76	6.89%	\$52.51	10.02%
Work Force Development (BG3x)	1,344	5.65%	(33)	-2.40%	\$455.82	5.44%	\$2.57	0.57%
CCEP (Purchasing Pool) (CCPP)	1,097	4.61%	9	0.83%	\$177.20	2.12%	\$14.56	8.95%
ARRA	-	0.00%	-	-	\$ -	0.00%	\$0.00	-
BGSNT	-	0.00%	-	-	\$ -	0.00%	\$0.00	-
Total	23,789	100%	798	3.47%	\$8,373.27	100%	\$944.64	12.72%
Minus 201 Duplicates	23,588							
GOLD SEAL					\$859.23	10.26%	\$105.59	14.01%
categories above)	-	-	-	-	\$ -	-	\$0.00	-
SFW GOLD SEAL					\$ -	-	\$0.00	-
Age Break Down	All Eligible Clients-Paid				Dollars Paid by Age Category			
Type	Receiving Service	% of Total	Diff Prior Month	% Change Prior Month	Amount-\$	% of Total	Diff Prior Month	% Change Prior Month
Infant	5,032	19.97%	127	2.59%	\$2,039.74	24.35%	\$184.70	9.96%
Toddler	4,509	17.90%	191	4.42%	\$1,697.94	20.27%	\$158.89	10.32%
Three Year Old	4,758	18.88%	122	2.63%	\$1,665.00	19.87%	\$147.58	9.73%
Pre-School	5,784	22.96%	498	9.42%	\$1,724.59	20.58%	\$313.47	22.21%
	Sub-Total	20,083	79.71%	938	\$7,127.27	85.07%	\$804.64	12.73%
School Age: 6 yrs	2,078	8.23%	51	2.52%	\$516.90	6.17%	\$72.99	16.44%
School Age: 7 yrs	490	1.94%	122	33.15%	\$107.34	1.28%	\$35.46	49.34%
School Age: 8 yrs	271	1.07%	8	3.04%	\$57.10	0.68%	\$7.75	15.71%
Unduplicated School Age: 6 - 8 yrs**	4,707	18.66%	(51)	-1.07%	\$1,162.93	13.88%	\$125.90	12.14%
School Age: 9 yrs and above	436	1.73%	17	4.06%	\$88.09	1.05%	\$13.45	18.01%
School Age Total Includes 30 duplicates	5,143	20.39%	(34)	-0.66%	\$1,251.02	14.93%	\$139.35	12.54%
School Age (Unduplicated)	5,113	20.29%	(41)	-0.80%	\$1,251.02	14.93%	\$139.35	12.54%
Other	-	0.00%	0 -	-	\$0.00	0.00%	\$0.00	-
	Sub-Total	5,113	20.29%	(41)	\$1,251.02	14.93%	\$139.35	12.54%
Total	25,196	100%	897	3.69%	\$8,378.29	100%	\$943.99	12.70%
Minus 1601 Duplicates	23,595							

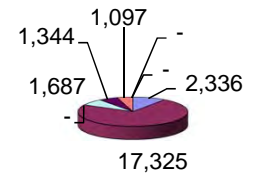
Children By Age Group



**There are 1891 5-year-old within this count.

- Children 0 - 5
- School Age 6 - 8
- School Age 9 and Above
- Other

Children Paid by BG Group



- AT Risk (BG1)
- Income Eligible (BG8)
- Florida One Parent
- Transitional Child Care (BG5)
- Work Force Development (BG3x)

Note: Legends with too small percentage are not shown on the pie chart.

Early Learning Coalition of Miami-Dade/Monroe

School Readiness Slot Utilization Snapshot - Monroe

December 2015

(all dollar amounts in thousands '000)

Children Served	Amount
Total actual paid - December 2015	597
Net Slot Payment and Gold Seal	\$ 189
Match (BG8 and CCEP)	\$ 5
Total cost (in thousands) (incl match)	\$ 203
Change month over month	
Total Net Increase(decrease) children	18
Net increase/(decrease) dollars	\$ 13
Monthly Activity	
Amount	
Beginning Census	579
Net Increase/(Decrease)	18
Total	597

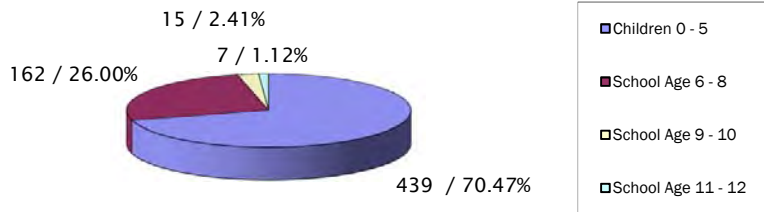
Current Data	
Enrolled as of January 25, 2016	611
Projected Paid for January (96% of enrolled)	587
Waitlist	
Waitlist as of January 25, 2016	
Waitlist as of December 23, 2015	
Waitlist as of November 30, 2015	
VPK Enrolled as of January 25, 2016	458
VPK Total Actual Paid - December 2015	460

Eligibility Breakdown	Children Paid by BG Group				Dollars Paid by BG Group			
	Receiving % of Service	% of Total	Diff Prior Month	% Change Prior Month	Amount	% of Total	Diff Prior Month	% Change Prior Month
Type								
AT Risk (BG1)	131	21.87%	3	2.34%	\$49.17	24.76%	\$3.24	7.06%
Income Eligible (BG8)	424	70.78%	10	2.42%	\$138.48	69.75%	\$8.79	6.78%
Florida One Parent	-	0.00%	0	-	\$-	0.00%	\$-	-
Transitional Child Care (BG5)	8	1.34%	0	0.00%	\$2.81	1.41%	(\$0.29)	-9.49%
Work Force Development (BG3x)	10	1.67%	0	0.00%	\$3.49	1.76%	\$0.75	27.47%
CCEP (Purchasing Pool) (CCPP)	26	4.34%	-1	-3.70%	\$4.60	2.32%	\$0.62	15.46%
ARRA	-	0.00%	-	-	\$0.00	0.00%	\$0.00	-
Total	599	100%	12	2.04%	\$198.55	100%	\$13.11	7.07%
Minus 2 Duplicates	597							
GOLD SEAL	-	-	-	-	\$9.83	4.95%	\$0.59	6.39%

Age Break Down	All Eligible Clients-Paid				Dollars Paid by Age Category			
	Receiving % of Service	% of Total	Diff Prior Month	% Change Prior Month	Amount-\$	% of Total	Diff Prior Month	% Change Prior Month
Type								
Infant	119	19.10%	(3)	-2.46%	\$50.21	25.29%	\$0.53	1.07%
Toddler	108	17.34%	4	3.85%	\$43.28	21.80%	\$2.53	6.22%
Three Year Old	104	16.69%	4	4.00%	\$37.21	18.74%	\$3.59	10.67%
Pre-School	108	17.34%	(2)	-1.82%	\$31.87	16.05%	\$4.48	16.34%
<i>Sub-Total</i>	439	70.47%	3	0.69%	\$162.57	81.88%	\$11.13	7.35%
School Age: 6	54	8.67%	4	8.00%	\$10.59	5.33%	\$1.44	15.69%
School Age: 7	43	6.90%	-	0.00%	\$8.45	4.25%	\$0.07	0.86%
School Age: 8	33	5.30%	3	10.00%	\$7.02	3.54%	\$1.16	19.79%
School Age: 6 - 8**	162	26.00%	-	0.00%	\$32.03	16.13%	\$1.07	3.45%
School Age: 9 - 10	15	2.41%	0	0.00%	\$2.66	1.34%	(\$0.03)	-1.14%
School Age: 11 - 12	7	1.12%	3	75.00%	\$1.29	0.65%	\$0.59	83.90%
School Age: Other Age	0	0.00%	0	-	\$0.00	0.00%	\$0.00	-
School Age Total	184	29.53%	3	1.66%	\$35.97	18.12%	\$1.63	4.73%
Other	-	0.00%	-	-	\$-	0.00%	\$-	-
<i>Sub-Total</i>	184	29.53%	3	1.66%	\$35.97	18.12%	\$1.63	4.73%
Total	623	100%	6	0.97%	\$198.55	100%	\$12.75	6.86%
Minus 26 Duplicates	597							

**There are 33 5-year-old within this count.

Children By Age Group



Children Paid by BG Group

