



FINANCE COMMITTEE MEETING
April 25, 2018, 2:00 pm
ELC Board Room

- | | | |
|------|--|-----------|
| I. | Welcome & Introductions | Bob Eadie |
| II. | Approval of Minutes | Bob Eadie |
| | A. Motion to approve minutes for the month of March 2018 | |
| III. | Financial Statements | Bob Eadie |
| | A. School Readiness/VPK | |
| | B. Early Head Start | |
| IV. | Resolutions | Bob Eadie |
| | A. Resolution 04252018-01 | |
| | B. Resolution 04252018-02 | |
| | C. Resolution 04252018-03 | |
| | D. Resolution 04252018-04 | |
| V. | Information Items | Bob Eadie |
| | A. Slot Utilization | |
| | • Miami Dade County | |
| | • Monroe County | |
| | • Early Head Start | |
| | • Title V | |
| | B. Early Head Start Credit Card Report | |
| VI. | Public Comments | Bob Eadie |
| VII. | Meeting Adjourn | Bob Eadie |

Mission: To promote high-quality school readiness, voluntary pre-kindergarten and after school programs, thus increasing all children's chances of achieving future educational success and becoming productive members of society. The Coalition seeks to further the physical, social, emotional and intellectual needs of Miami-Dade and Monroe County children with a priority toward the ages before birth through age 5.



Finance Committee Meeting
March 28, 2018; 10:00 AM
Early Learning Coalition Board Room

Committee Attendees: Adrian Alfonso (via conference call); Bob Eadie (via conference call); Gilda Ferradaz (via conference call); Philip Gassman (via conference call)

Absent Committee: Alex Soto; Theresa Axford

Staff Attendees: Angelo Parrino; Jackye Russell; Alex Sanchez; Lisney Badillo; Evelio Torres; Mercy Castiglione; Trish Turner; Sandra Gonzalez

I. Welcome and Introductions **Adrian Alfonso**

- A. Alfonso called the meeting to order and welcomed everyone. Quorum was established.

II. Approval of Minutes **Adrian Alfonso**

- Motion to approve minutes by B. Eadie.
- Motion seconded by P. Gassman.
- Motion was unanimously passed.

III. Financial Statements **Adrian Alfonso**

- M. Castiglione reviewed the finance statements and stated that we are running in a deficit but staff in managing the situation closely and have been in contact with the Office of Early Learning.

IV. Resolutions **Adrian Alfonso**

- Resolution 032818-01 - Approve the attached 2018-2019 Early Head Start (EHS) grant application and confirm the Early Learning Coalition of Miami-Dade/Monroe's Board knowledge in the development of the Early Head Start grant application.
 - Motion to approve resolution by B. Eadie.
 - Motion seconded by P. Gassman.
 - Motion was unanimously passed.



- Resolution 032818-02 - Approval of the Evaluation Committee's recommendation to award contract for RFP#ELCMDM2018-01 (External Auditing Services) to the selected vendor. Also authorize the President and CEO to negotiate and execute a contract with the selected vendor.
 - Motion to approve resolution by B. Eadie.
 - Motion seconded by G. Ferradaz.
 - Motion was unanimously passed.

- Resolution 032818-03 (was pulled)

- Resolution 032818-04 - Approval of the Evaluation Committee's recommendation to award contract for RFP#ELCMDM2018-03 (Coaching Services) to the selected vendor. Also, authorize the President and CEO to negotiate and execute a contract with the selected vendor.
 - Motion to approve resolution by B. Eadie.
 - Motion seconded by A. Alfonso.
 - Motion was unanimously passed.

- Resolution 032818-05 - Authorize the President and CEO to negotiate and execute the leases listed within the background section of this resolution.
 - Motion to approve resolution by B. Eadie.
 - Motion seconded by A. Alfonso.
 - Motion was unanimously passed.

- Resolution 032818-06 - Authorize an increase in the contract amount with Ultimate Software Group, LLC for fiscal year 2018-2019, to cover a one-time implementation fee, as attached and described in the background section of this resolution.
 - Motion to approve resolution by B. Eadie.
 - Motion seconded by A. Alfonso.
 - Motion was unanimously passed.

- Resolution 032818-07 - Authorize the President and CEO to execute the Early Head Start Match contract and receive funds from The Children's Trust.
 - Motion to approve resolution by B. Eadie.
 - Motion seconded by G. Ferradaz.
 - Motion was unanimously passed.



V. Informational Items

Adrian Alfonso

- S. Gonzalez reviewed the snapshots and Miami Dade County does have a waitlist at the moment of approximately 1400 children. Monroe County will remain open with 0 children on the waitlist.
- A. Alfonso stated that the Early Head Start credit card report is in your packet for review.

VI. Public Comments

Adrian Alfonso

VII. Adjourn

Adrian Alfonso

Early Learning Coalition of Miami-Dade and Monroe Counties

Statement of Financial Position

(In thousands \$000)

	Unaudited As of 3/31/2018
Assets	
Cash & Cash Equivalents	16,239
Grants Receivable	18,289
VPK Prepayment	2,294
Property and Equipment, Net	343
Other Assets	54
Total Assets	\$ 37,219
Liabilities	
Accounts Payable	13,478
Advances Due to OEL & Other	17,712
VPK Prepayment	4,233
Deferred Revenues	20
Accrued Expenses & Other Liabilities	633
Total Liabilities	36,077
Net Assets	
Unrestricted	594
Temporarily Restricted	548
Total Net Assets	1,142
Total Liabilities and Net Assets	\$ 37,219

Early Learning Coalition of Miami-Dade and Monroe Counties

Statement of Activities
(In thousands \$000)

	<u>Unrestricted</u>	<u>Temporarily Restricted</u>	<u>3/31/2018</u>
Support and revenues			
Grants	\$ 0	\$ 145,167	\$ 145,167
Contributions and Other	44	214	258
Net Assets Released from Restrictions	<u>144,795</u>	<u>(144,795)</u>	<u>0</u>
 Total Support and Revenues	 144,839	 586	 145,425
Expenses			
Early Education Services	140,314		140,314
Administration	<u>5,033</u>		<u>5,033</u>
 Total Expenses	 <u>145,347</u>	 <u>0</u>	 <u>145,347</u>
 Change in Net Assets	 (508)	 586	 78
 Beginning Net Assets	 1,102	 (38)	 1,064
 Ending Net Assets	 <u>\$ 594</u>	 <u>\$ 548</u>	 <u>\$ 1,142</u>

Early Learning Coalition of Miami-Dade and Monroe Counties
Statement of Functional Expenses
(In thousands \$000)

	<u>Early Education Services</u>	<u>Administration</u>	<u>Preliminary 3/31/2018</u>
Expenses:			
Payroll & Employee Benefits	9,537	3,036	12,573
Direct Child Care Services	122,501	14	122,515
Contracted Services-Subrecipients	3,067	-	3,067
Dues & Subscriptions	16	91	107
Occupancy Costs	2,849	442	3,292
Telephone & Communications	312	44	356
Equipment Repair & Maintenance	5	9	14
Postage & Freight	37	10	47
Printing	79	7	87
Professional Fees	540	786	1,326
Travel & Transportation Expenses	92	65	157
Program Supplies	740	58	797
Meetings & Conferences	16	6	22
Insurance-General & Liability	88	20	108
Office	80	335	415
Other Administrative Costs	355	109	464
Total Expenses	\$ <u>140,314</u>	<u>5,033</u>	<u>145,347</u>

Early Learning Coalition of Miami-Dade and Monroe Counties
Statement of Cash Flows
(In thousands \$000)

	Preliminary YTD 3/31/2018
Cash Flows From Operating Activities	
Change In Net Assets	79
Adjustments to reconcile change in net cash provided by	
Depreciation Expense	0
(Increase) Decrease in Assets:	
Grants Receivables	(7,818)
Other Assets	188
VPK Prepayment	(2,294)
Increase (Decrease) in Liabilities:	
Accounts Payable-Vendors	(6,107)
Other Accrued Expenses & Other Payables	(215)
Advances Due to OEL	21,669
Advances Due to Other Grantors	(12)
Deferred Revenues	(16)
Total Adjustments	5,395
Net Cash Flows From Operating Activities	5,474
Cash Flows from Investing Activities:	
Purchase of furniture and equipment	
Net Cash Flows From Investing Activities	
Change in Cash	5,474
Cash - Beginning of Period	10,766
Cash Balance End of Period	\$ 16,239

BUDGET VARIANCE

March

2018

In 000'S

School Readiness					
Category	Budget	Current Month Actual	Current Year Actual	% Budget Remaining	Target % Budget Remaining
REVENUE					
State of Florida	116,849	9,886	89,853	23.10%	25.00%
EXPENDITURES					
Salary and Fringe	11,721	870	8,860	24.41%	
Child Care Services	98,460	8,768	77,061	21.73%	
Contractual Services	2,204	89	1,762	20.09%	
Occupancy	1,553	109	1,183	23.79%	
Travel/Conf/Dev	261	7	97	62.88%	
Program Activity	1,775	27	396	77.68%	
IT	507	2	187	63.13%	
Other	367	13	284	22.67%	
TOTAL EXP	116,849	9,886	89,830	23.12%	25.00%

VPK					
Category	Budget	Current Month Actual	Current Year Actual	% Budget Remaining	Target % Budget Remaining
REVENUE					
State of Florida	56,714	5,259	39,650	30.09%	25.00%
EXPENDITURES					
Salary and Fringe	1,417	133	607	57.21%	
Child Care Services	54,533	5,105	38,819	28.82%	
Contractual Services	98	7	101	-3.08%	
Occupancy	124	12	90	27.16%	
Travel/Conf/Dev	13	1	6	56.54%	
Program Activity	386	0	0	100.00%	
IT	72		11	84.03%	
Other	73	1	17	76.55%	
TOTAL EXP	56,714	5,259	39,650	30.09%	25.00%

EARLY HEAD START					
Category	Budget	Current Month Actual	Current Year Actual	% Budget Remaining	Target % Budget Remaining
REVENUE					
Office of Head Start	15,453	1,385	10,014	35.20%	25.00%
EXPENDITURES					
Salary and Fringe	2,731	261	2,256	17.38%	
Child Care Services	7,127	550	4,312	39.49%	
Contractual Services	516	28	530	-2.77%	
Occupancy	4,074	510	2,292	43.74%	
Travel/Conf/Dev	374	12	148	60.40%	
Program Activity	347	21	321	7.43%	
IT	104		59	43.34%	
Other	181	3	94	47.73%	
TOTAL EXP	15,453	1,385	10,013	35.20%	25.00%

OTHER					
Category	Budget	Current Month Actual	Current Year Actual	% Budget Remaining	Target % Budget Remaining
REVENUE					
The Children's Trust	5,330	646	3,946	25.97%	
Other	565	62	1,023	-80.99%	
Refugee	1,350	81	833	38.32%	
Teen Parent	1,045	15	107	89.73%	
	8,290	804	5,909	28.72%	25.00%
EXPENDITURES					
Salary and Fringe	907	96	754	16.82%	
Child Care Services	3,000	352	2,316	22.81%	
Contractual Services	3,386	279	2,003	40.86%	
Occupancy	320	5	316	1.44%	
Travel/Conf/Dev	126	12	69	45.04%	
Program Activity	430	55	275	35.95%	
IT	47	-1	3	93.14%	
Other	74		117	-58.48%	
TOTAL EXP	8,290	797	5,853	29.39%	25.00%
NET		7	55		

TOTAL	Budget	Current Month Actual	Current Year Actual	% Budget Remaining	Target % Budget Remaining
REVENUE					
State of Florida	173,563	15,145	129,503	25.39%	
Office of Head Start	15,453	1,385	10,014	35.20%	
The Children's Trust	5,330	646	3,946	25.97%	
Other	565	62	1,023	-80.99%	
Refugee	1,350	81	833	38.32%	
Teen Parent	1,045	15	107	89.73%	
TOTAL REVENUE	197,306	17,335	145,426	26.29%	25.00%
EXPENDITURES					
Salary and Fringe	16,776	1,361	12,477	25.63%	
Child Care Services	163,119	14,775	122,508	24.90%	
Contractual Services	6,204	403	4,395	29.16%	
Occupancy	6,074	636	3,881	36.07%	
Travel/Conf/Dev	774	32	320	58.67%	
Program Activity	2,937	102	992	66.21%	
IT	730	2	261	64.29%	
Other	694	17	512	26.17%	
TOTAL EXP	197,306	17,327	145,346	26.33%	25.00%
NET	-	7	79		



Early Learning Coalition Finance Committee Meeting

April 25, 2018

Resolution: 04252018-01

Action Requested: Authorize the President and CEO to negotiate and execute the contracts listed within the background section of this resolution, adding all funding sources and shared services as allowed under funder's guidelines.

Fiscal Impact: An approximate amount of \$10,849,564.50 for fiscal year 2018-2019, which is subject to the availability of funding.

Funding Source: Multiple Funding Sources, as listed below*

Strategic Goal:	<input checked="" type="checkbox"/> Neediest Children	<input checked="" type="checkbox"/> Providers
	<input checked="" type="checkbox"/> Youngest Children	<input checked="" type="checkbox"/> Internal Capacity
	<input checked="" type="checkbox"/> Educate All	<input type="checkbox"/> Funding

RESOLUTION: 04252018-01

AUTHORIZE THE PRESIDENT AND CEO TO NEGOTIATE AND EXECUTE THE CONTRACTS LISTED WITHIN THE BACKGROUND SECTION OF THIS RESOLUTION, ADDING ALL FUNDING SOURCES AND SHARED SERVICES AS ALLOWED UNDER FUNDER'S GUIDELINES.

WHEREAS, the Finance Committee has been apprised of the program goals through the attached narrative, hereby incorporated by reference, and the Finance Committee is in agreement with the goals described therein;

WHEREAS, the Finance Committee recommends approving this action;

NOW, THEREFORE, be it resolved that the Finance Committee shall present this action to the Executive Committee of the Early Learning Coalition of Miami-Dade/Monroe, Inc., and shall recommend that the Executive Committee approve this action at the next Executive Committee meeting.

* APOOL (Specific Funding Sources): Department of Health and Human Services (EHS), Administration for Children and Families (EHS), Florida Department of Children and Families, Department of Education Office of Early Learning Miami-Dade and Monroe - School Readiness Services (OEL-SR), Department of Education Office of Early Learning Miami-Dade and Monroe - Voluntary Prekindergarten Services (OEL-VPK), Save the Children Federation, Inc., The Nemours Foundation; Ocean Reef, The Children's Trust - Quality Counts and Professional Development Network (TCT-PDN QC and Prof. Dev.), Home Instruction for Parents of Preschool Youngsters - University of South Florida Board of Trustees for University of South Florida (HIPPIY-USF)

Background:

PROGRAMS SERVICES CONTRACTS FY 2018-2019 OVER \$35,0000.00					
Contractors for Program Services	Program	Funding Source	Term	Current FY 2017-2018 Amount	Proposed FY 2018-2019 Amount
Citrus Health Network	Developmental Screening Follow-up and Individualized Support	OEL-SR	July 1, 2018- June 30, 2019	\$770,000	\$770,000
Devereux Foundation - EHS	Environmental Classroom Assessment Services	EHS	August 1, 2018 - July 31, 2019	\$53,162.00	\$53,162.00
Citrus Health Network - EHS	Social Emotional Services	EHS		\$125,000.00	\$125,000.00
Florida International University	Developmental Assessments	OEL-SR	July 1, 2018 - December 31, 2018	\$143,748.42	\$71,874
Citrus Health Network - SR	Social Emotional Services	OEL-SR		\$75,000.00	\$37,500.00
Citrus Health Network	Care Coordination	OEL-SR		\$180,000.00	\$90,000.00
NON-PROGRAMS SERVICES CONTRACTS					
Verdeja, De Armas & Trujillo, LLP	External Auditing Services	APOOL	July 1, 2018- June 30, 2019	\$65,500	\$75,000
Bluejean Software, Inc.	Provider Portal Hosting and Dashboard Services	APOOL		\$200,000	\$200,000
PC Depot	Enterprise Network Support & Hosting Services	APOOL		\$185,000	\$185,000
Nonprofit Technologies, Inc.	MIP Accounting Software Services	APOOL		\$97,327	\$97,327
PROFESSIONAL SERVICES AGREEMENTS					
Miami Dade College	EHS Formal Education and Credentialing	EHS	July 1, 2018- June 30, 2019	\$284,087.00	\$284,087.00
Bob De La Fuente, PLLC	Legal Services	APOOL		\$125,000.00	\$125,000.00
CDW Government, LLC	IT Equipment	APOOL		\$1,300,000.00	\$1,300,000.00
The Florida Keys Area Health Education Center	AHEC Health Screenings consultant	OEL-SR/OEL-VPK		\$25,000.00	\$25,000.00
N Bartels Consulting, LLC	SR Program Consultant	Nemours		\$16,660.00	\$10,000.00
Miami Children's Initiative (MCI)	Outreach Services and Training	OEL-SR/OEL-VPK/Nemours		\$25,000.00	\$25,000.00
H.A. Contracting Corp.	EHS General Contractor	OEL-SR/OEL-VPK/MDCPS-TAP		\$4,639,000.00	Until the work is completed that falls under the current contract
SoFla	Phone Service, Maintenance & Support	APOOL		\$259,710.00	\$260,610.00
Teachstone Training, LLC	License Subscription	OEL-SR/EHS/TCT-PDN QC and Prof Dev.		\$34,900.00	\$34,900.00
Teachstone Training, LLC	Professional Development and Resources	OEL-SR/EHS/TCT-PDN QC and Prof Dev.		\$60,000.00	\$60,000.00
Simply Fabelious	Catering	EHS/TCT-PDN QC and Prof Dev./Nemours		\$50,104.50	\$50,104.50
University of Florida	Advance Coaching Support Program	TCT - PDN		\$10,000.00	\$10,000.00
Kaplan Early Learning Company	Quality Materials Services	OEL-SR/EHS/TCT-PDN QC and Prof Dev./HIPPY-USF/Nemours/Ocean Reef		\$1,100,000.00	\$1,100,000.00
Lakeshore Learning Materials	Quality Materials Services	OEL-SR/EHS/TCT-PDN QC and Prof Dev./HIPPY-USF/Nemours/Ocean Reef		\$1,200,000.00	\$1,200,000.00
Early Childhood, LLC/DBA Discount School Supply	Quality Materials Services	OEL-SR/EHS/TCT-PDN QC and Prof Dev./HIPPY-USF/Nemours/Ocean Reef		\$900,000.00	\$900,000.00
Beckers School Supplies	Quality Materials Services	OEL-SR/EHS/TCT-PDN QC and Prof Dev./HIPPY-USF/Nemours/Ocean Reef		\$1,100,000.00	\$1,100,000.00
School Specialty, Inc.	Quality Materials Services/Office Supplies	OEL-SR/EHS/TCT-PDN QC and Prof Dev./HIPPY-USF/Nemours/Ocean Reef		\$900,000.00	\$900,000.00
Scholastic, Inc.	Quality Materials Services	OEL-SR/EHS/TCT-PDN QC and Prof Dev./HIPPY-USF/Nemours/Ocean Reef		\$800,000.00	\$800,000.00
Teaching Strategies, LLC	Curriculum Materials Services	OEL-SR/EHS/TCT-PDN QC and Prof Dev./HIPPY-USF/Nemours/Ocean Reef		\$200,000.00	\$200,000.00
Robert-Leslie Publishing, LLC	Curriculum Materials Services	OEL-SR/EHS/TCT-PDN QC and Prof Dev./HIPPY-USF/Nemours/Ocean Reef		\$200,000.00	\$200,000.00
Kaplan Early Learning Company	Curriculum Materials Services	OEL-SR/EHS/TCT-PDN QC and Prof Dev./HIPPY-USF/Nemours/Ocean Reef	\$200,000.00	\$200,000.00	
Houghton Mifflin Harcourt Publishing Company	Curriculum Materials Services	OEL-SR/EHS/TCT-PDN QC and Prof Dev./HIPPY-USF/Nemours/Ocean Reef	\$200,000.00	\$200,000.00	
Miami Janitorial Supplies, Inc.	Cleaning/Janitorial	APOOL	\$90,000.00	\$90,000.00	
Staples Business Advantage	Office Supplies	APOOL	\$35,000.00	\$35,000.00	
Innovative Software Solutions, Inc.	Office Supplies	APOOL	\$35,000.00	\$35,000.00	



Early Learning Coalition Finance Committee Meeting

April 25, 2018

Resolution: 04252018-02

Action Requested: Authorize the President and CEO to apply to, negotiate, execute and receive funds from the grantors listed in the background section of this resolution.

Fiscal Impact: An approximate amount of \$186,138,210.00 for fiscal year 2018-2019, which is subject to the availability of funding.

Funding Source: Florida Department of Education Office of Early Learning, Miami-Dade County & Monroe County School Boards Teenage Parent Program (TAP), The Children's Trust Administration, Florida Department of Children and Families, U.S. Department of Health, Ocean Reef, University of Florida Lastinger Center

Strategic Goal:

- Neediest Children
- Youngest Children
- Educate All

- Providers
- Internal Capacity
- Funding

RESOLUTION: 04252018-02

AUTHORIZE THE PRESIDENT AND CEO TO APPLY TO, NEGOTIATE, EXECUTE AND RECEIVE FUNDS FROM THE GRANTORS LISTED IN THE BACKGROUND SECTION OF THIS RESOLUTION.

WHEREAS, the Finance Committee has been apprised of the program goals through the attached narrative, hereby incorporated by reference, and the Finance Committee is in agreement with the goals described therein;

WHEREAS, the Finance Committee recommends approving this action;

NOW, THEREFORE, be it resolved that the Finance Committee shall present this action to the Executive Committee of the Early Learning Coalition of Miami-Dade/Monroe, Inc., and shall recommend that the Executive Committee approve this action at the next Executive Committee meeting.

Background:

Authorize the President and CEO to apply to, negotiate, execute and receive funds from the grantors listed below. This resolution is for a total amount of approximately \$186,138,210.00, which is subject to the availability of funding.

The following table describes the grants for fiscal year 2018-2019:

GRANTS Fiscal Year (FY) 2018-2019				
Grant	Program	Term	Current FY 2017-2018 Amount	Proposed FY 2018-2019 Amount
Florida Department of Education Office of Early Learning	School Readiness	FY 2018-2019	\$116,848,618.00	\$116,848,618.00
Florida Department of Education Office of Early Learning	Voluntary Prekindergarten Services		\$56,713,910.00	\$56,713,910.00
Florida Department of Education Office of Early Learning	Voluntary Prekindergarten Services Outreach & Awareness and Monitoring Initiative		\$136,742.00	\$136,742.00
Florida Department of Education Office of Early Learning	Performance Funding Pilot		\$376,142.00	TBD
Teenage Parent Program (TAP) - Miami-Dade	TAP Childcare Services		\$500,000.00	\$500,000.00
Teenage Parent Program (TAP) - Monroe	Educational Services		\$45,000.00	\$45,000.00
The Children's Trust-Florida Child Care Executive Partnership	Leverage and Match #1813-1650		\$1,230,000.00	\$1,230,000.00
The Children's Trust-Florida Child Care Executive Partnership	Leverage and Match #1813-1651		\$650,000.00	\$866,667.00
Florida Department of Children and Families	Refugee		\$1,350,000.00	TBD
U.S. Department of Health	Early Head Start		\$9,789,273.00	\$9,789,273.00
Ocean Reef	Monroe County Providers		\$7,000.00	\$8,000.00
University of Florida Lastinger Center	Professional Development Project		\$43,750.00	TBD
The Children's Trust Administration	Quality Counts		\$4,200,000.00	TBD



Early Learning Coalition Finance Committee Meeting

April 25, 2018

Resolution: 04252018-03

Action Requested: Authorize the President and CEO to release a Request for Proposal (RFP) for Assessments, General Repairs/Improvements and Playgrounds for our Early Head Start child care centers.

Fiscal Impact: An approximate amount of \$470,320.00 for fiscal year 2018-2019, which is subject to the availability of funding.

Funding Source: The Department of Health and Human Services, Administration for Children and Families, Office of Head Start

Strategic Goal:

- Neediest Children**
- Youngest Children**
- Educate All**

- Providers**
- Internal Capacity**
- Funding**

RESOLUTION: 04252018-03

AUTHORIZE THE PRESIDENT AND CEO TO RELEASE A REQUEST FOR PROPOSAL (RFP) FOR ASSESSMENTS, GENERAL REPAIRS/IMPROVEMENTS AND PLAYGROUNDS FOR OUR EARLY HEAD START CHILD CARE CENTERS.

WHEREAS, the Finance Committee has been apprised of the program goals through the attached narrative, hereby incorporated by reference, and the Finance Committee is in agreement with the goals described therein;

WHEREAS, the Finance Committee recommends approving this action;

NOW, THEREFORE, be it resolved that the Finance Committee shall present this action to the Executive Committee of the Early Learning Coalition of Miami-Dade/Monroe, Inc., and shall recommend that the Executive Committee approve this action at the next Executive Committee meeting.

Background:

The Neighborhood Place for Early Head Start, a division of the Early Learning Coalition of Miami-Dade and Monroe, Inc., provides Early Head Start services to 750 infant/toddlers and their families residing in Miami-Dade County. The Neighborhood Place for Early Head Start partners with approximately 28 private Miami-Dade child care providers who provide the educational standards to our target enrollment of 750 infants/toddlers. It is the intent of Early Head Start-Child Care Partnership Grants to increase the level of quality of private child care providers in their schools and playgrounds.

1. General Repairs/Improvements:

All work must be conducted by Florida licensed general contractors that are in good standing, who adhere to the Davis-Bacon Act and Americans with Disabilities Act (ADA) regulations.

- a. Conduct assessment on each site to determine repair/improvement needs:
- b. Perform job on each site after approval including:
 - Painting
 - Carpentry includes, but is not limited to, installation/replacement/removal of walls, baseboards, doors, cabinets, ceiling replacement
 - Electrical installation of updated receptacles, electrical boards, etc.
 - Flooring installation and repairs
 - Plumbing
 - Air Conditioning
 - Building structures, including roof

2. Playground Needs:

All work must be conducted by Certified Playground Safety Inspectors certified by the National Association of Park and Recreation Association.

- a. Evaluate each site and provide design plans showcasing appropriate equipment and play areas including proper ground covering and shade structures to accommodate children ages birth to 3 years old
- b. Installation of equipment must meet all Davis-Bacon Act and Americans with Disabilities Act (ADA) regulations
- c. All work done is to be according to Miami-Dade County Building and zoning rules and regulations, as well as, the city in which each partner school is located.

Note: As per 45 CFR 1309.3, services should be conducted in the school owner's owned facilities.



Early Learning Coalition Finance Committee Meeting

April 25, 2018

Resolution: 04252018-04

Action Requested: Authorize the President and CEO to negotiate, execute and receive funds from The Children's Trust for tiered payment differentials and contract slot payments.

Fiscal Impact: An approximate amount of \$12,000,000.00 for fiscal year 2018-2019, which is subject to the availability of funding.

Funding Source: The Children's Trust

Strategic Goal:

- Neediest Children**
- Youngest Children**
- Educate All**

- Providers**
- Internal Capacity**
- Funding**

RESOLUTION: 04252018-04

AUTHORIZE THE PRESIDENT AND CEO TO NEGOTIATE, EXECUTE AND RECEIVE FUNDS FROM THE CHILDREN'S TRUST FOR TIERED PAYMENT DIFFERENTIALS AND CONTRACT SLOT PAYMENTS.

WHEREAS, the Finance Committee has been apprised of the program goals through the attached narrative, hereby incorporated by reference, and the Finance Committee is in agreement with the goals described therein;

WHEREAS, the Finance Committee recommends approving this action;

NOW, THEREFORE, be it resolved that the Finance Committee shall present this action to the Executive Committee of the Early Learning Coalition of Miami-Dade/Monroe, Inc., and shall recommend that the Executive Committee approve this action at the next Executive Committee meeting.

Background:

See attached.

The Children's Trust Board Meeting

Date: April 16, 2018

Resolution: 2018-56

Strategic Plan Priority Investment Area: Early Childhood Development: Child Care Quality Improvement.

Strategic Plan Headline Community Result(s): Children attend quality child care; and children are ready for kindergarten.

Recommended Action: Authorization for a procurement waiver from competitive solicitation for tiered payment differentials and contracted slot payments; and authorization to negotiate and execute a contract with The Early Learning Coalition of Miami-Dade/Monroe for up to \$12,000,000.00 for tiered payment differentials and contract slot payments to early learning programs that meet various quality-level thresholds, for a term of 12 months, commencing August 1, 2018 and ending July 31, 2019.

Budget Impact: Funding in the amount of \$12,000,000.00 for this resolution is allocated for FY 2017-18 with a projected availability in FY 2018-19.

Description of Services: The Children's Trust will build on Florida's current strategic investments to improve the quality of early learning programs for children at greatest risk of school failure through the Early Learning Performance Funding Project (ELPFP). This funding seeks to better customize and address the financial challenges of child care providers in low income/high-need ZIP codes, resulting in higher quality programming for children. The Children's Trust established targeted investments and processes designed to address local challenges and needs. Funding for the achievement and maintenance of quality standards would be available to early learning providers through a payment differential and through contracted slot payments. The Early Learning Coalition of Miami-Dade/Monroe (ELC) has a contract with the State Office of Early Learning (OEL) to administer school readiness payments, Gold Seal payments and administer the ELPFP in Miami-Dade County. This shift allows The Children's Trust to leverage state funding.

The child care payment differential and the value of the contracted slot will be established based on the level of quality, as measured by the Classroom Assessment and Scoring System (CLASS) tool, a research-based observational system to measure teacher-child interactions. Child care providers will have access to separately-funded quality improvement supports from the Early Learning Coalition, including professional development, accreditation supports, and on-site technical assistance and coaching.

Contracted slot payments address the early learning capacity issues in our community. Because Miami has a significant oversaturation of the childcare market and coupled with low payment rates for children receiving school readiness subsidies, providers are unable to meet and maintain high quality standards. The Children's Trust will offer guaranteed payment for slots in high quality programs, to serve children that are not otherwise served by the school readiness program. The Trust proposes to serve children that become ineligible for school readiness subsidy during the school year, families that have income up to 250% of the federal poverty rate, children on the school readiness waitlist or children and families referred from one of our funded programs.

To receive a payment differential on top of the current school readiness subsidy rate, eligible providers would be required to have a CLASS score that meets a minimum threshold of quality and must also provide infant and toddler care, a service in short supply that is critical to closing the achievement gap. The requirement to offer infant and toddler care is aimed at increasing access through reducing some of the financial disincentives for offering this more expensive care for our youngest children.

The proposed strategies will positively impact the quality of early learning in Miami-Dade County in several ways:

- 1) children at greatest risk of school failure in low income ZIP codes will have increased access to quality early learning experiences that prepare them for early grade success;
- 2) child care providers in high-poverty/high-need areas will have financial supports and incentives to increase quality;
- 3) the Early Learning Coalition of Miami-Dade will be able to provide payment differentials to improve the access to quality child care for families in high-need communities; and
- 4) The Trust will model how variances in identifying and addressing the financial challenges of providers can be used to improve quality, increase access for infants and toddlers, and positively impact the child care market.

Background: The Children’s Trust has made significant investments to increase the quality of child care in Miami-Dade County for almost a decade through the Quality Counts program. These strategic investments have assisted many child care providers in achieving goals and accessing resources. With growing recognition of the importance of quality early learning experiences, particularly for children at-risk of school failure, there is now a larger body of research and a greater understanding of how best to target interventions, resources, and policy that can most directly support increased quality.

As the Trust continues to refine its approaches to child care provider supports, there is opportunity to refine strategic investments based on the current landscape, research proven strategies, as well as the current realities of the child care market. This is inclusive of leveraging Florida’s current strategic investments to improve quality for children at greatest risk of school failure through the Early Learning Performance Funding Project (ELPFP).

Request for Procurement Waiver (requires approval of a 2/3 vote of board members present): This resolution is requesting a waiver of the procurement process and is seeking the authorization to negotiate and execute a contract with the ELC to administer tiered payment differentials and contracted slot payments to early learning providers for contract year 2018-19. The ELC was created after The Florida Partnership for School Readiness, section 411.01, Florida Statutes, was endorsed. The ELC was created to enact school readiness programs and administer federal, state and local funds allocated by the State Office of Early Learning (OEL) within the Agency for Workforce Innovation (AWI) for subsidized child care in Miami-Dade and Monroe Counties. As such, they are the sole entity responsible for administering all state and federal child care payments to early learning providers.

Geographic Area: Countywide.

The foregoing recommendation was offered by _____ who moved its approval. The motion was seconded by _____ and upon being put to a vote, the vote was as follows:

The Chairperson thereupon declared the resolution duly passed and adopted **this 16th day of April, 2018.**

THE CHILDREN'S TRUST
MIAMI-DADE COUNTY, FLORIDA

BY _____

SECRETARY

Approved by County Attorney for form and legal sufficiency _____

Early Learning Coalition of Miami-Dade/Monroe

School Readiness Slot Utilization Snapshot - Miami-Dade

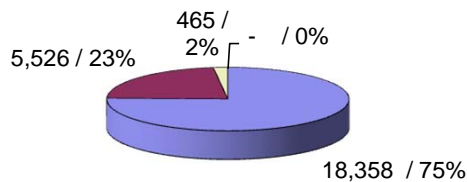
March 2018

(all dollar amounts in thousands '000)

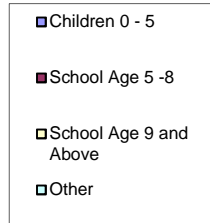
Children Served	Amount
Total actual paid - YTD	28,897
Total actual paid - March 2018	23,074
Net Slot Payment and Gold Seal Match (BG8 and CCEP)	\$ 7,897
	\$ 310
Total cost (in thousands) (incl match)	\$ 8,917
Change month over month	
Total Net Increase(decrease) children	191
Monthly Activity	Amount
Beginning Census	22,883
NET Increase/(Decrease)	191
Total	23,074
Current Data	
Enrolled As of April 23, 2018	23,366
Projected Paid for April (96% of enrolled)	22,431
Waitlist	
Ages 0-5	2,640
Ages 6-9	311
Ages 10-13	79
VPK Enrolled As of April 23, 2018	
Regular	20,901
Summer	
SISP	28
VPK Total Actual Paid - March 2018	
SISP	15
Regular	20,731
Summer	-
VPK Total Actual Paid - YTD	
SISP	52
Regular	22,171
Summer	276

Eligibility Breakdown	Children Paid by Billing Group		Dollars Paid by Billing Group	
	Receiving Service	% of Total	Amount*	% of Total
Type				
AT Risk (BG1)	2,346	10.09%	\$1,011.44	11.75%
Income Eligible (BG8)	17,628	75.83%	\$6,651.46	77.28%
Florida One Parent	-	0.00%	\$ -	0.00%
Transitional Child Care (BG5)	859	3.70%	\$323.23	3.76%
Work Force Development (BG3x)	834	3.59%	\$310.18	3.60%
CCEP (Purchasing Pool) (CCPP)	1,580	6.80%	\$310.47	3.61%
ARRA	-	0.00%	\$ -	0.00%
BGSNT	-	0.00%	\$ -	0.00%
BGCSD&BGCSO	-	0.00%	\$0.00	0.00%
Total	23,247	100%	\$8,606.78	100%
Minus 173 Overlap	23,074			
GOLD SEAL			\$709.64	8.25%
categories above)	-	-	\$ -	-
SFW GOLD SEAL			\$ -	-
Age Break Down	All Eligible Clients-Paid		Dollars Paid by Age Category	
Type	Receiving Service	% of Total	Amount-\$	% of Total
Infant	3,802	16.48%	\$3,332.60	19.36%
Toddler	4,030	17.47%	\$3,323.20	19.30%
Three Year Old	4,451	19.29%	\$3,456.84	20.08%
Pre-School	6,075	26.33%	\$4,144.07	24.07%
<i>Sub-Total</i>	<i>18,358</i>	<i>79.56%</i>	<i>\$14,256.70</i>	<i>82.81%</i>
School Age: 6 yrs	2,193	12.72%	\$550.14	3.20%
School Age: 7 yrs	1,441	8.36%	\$351.23	2.04%
School Age: 8 yrs	806	4.68%	\$190.27	1.11%
Unduplicated School Age: 5 - 8 yrs**	5,526	32.16%	\$1,373.97	7.98%
School Age: 9 yrs and above	465	2.71%	\$105.29	0.61%
School Age (Duplicated)	51	0.30%	\$0.00	0.00%
School Age (Unduplicated)	5,940	25.74%	\$2,958.52	17.19%
Other	-	0.00%	\$0.00	0.00%
<i>Sub-Total</i>	<i>5,940</i>	<i>25.74%</i>	<i>\$2,958.52</i>	<i>17.19%</i>
Total	23,074	105%	\$17,215.23	100%

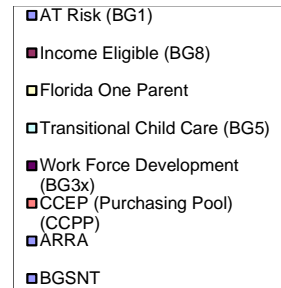
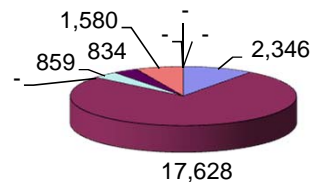
Children By Age Group



**There are 1139 5-year-old within this count.



Children Paid by BG Group



Note: Legends with too small percentage are not shown on the pie chart.

Early Learning Coalition of Miami-Dade/Monroe

School Readiness Slot Utilization Snapshot - Monroe

March 2018

(all dollar amounts in thousands '000)

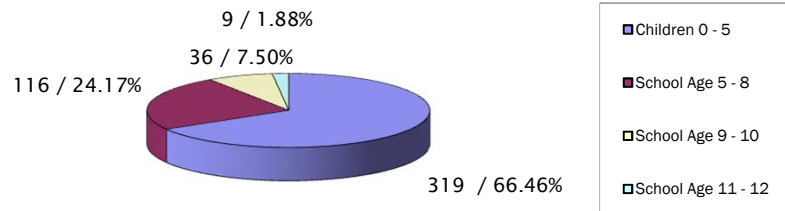
Children Served	Amount
Total actual paid - March 2018	464
Net Slot Payment and Gold Seal	\$ 154
Match (BG8 and CCEP)	\$ 2
Total cost (in thousands) (incl match)	\$ 161
Change month over month	
Total Net Increase(decrease) children	14
Monthly Activity	
	Amount
Beginning Census	450
Net Increase/(Decrease)	14
Total	464

Current Data	
Enrolled as of April 23, 2018	461
Projected Paid for April (96% of enrolled)	443
Waitlist	
Ages 0-5	0
Ages 6-9	0
Ages 10-13	0
VPK Enrolled as of April 23, 2018	439
VPK Total Actual Paid - March 2018	437

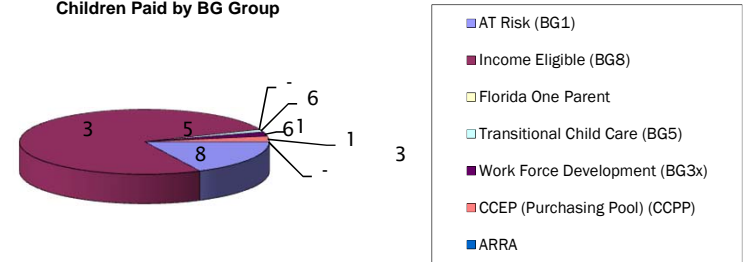
Eligibility Breakdown	Children Paid by Billing Group		Dollars Paid by Billing Group	
	Receiving % of Service	% of Total	Amount	% of Total
Type				
AT Risk (BG1)	83	17.74%	\$29.78	18.72%
Income Eligible (BG8)	356	76.07%	\$121.38	76.30%
Florida One Parent	-	0.00%	\$ -	0.00%
Transitional Child Care (BG5)	6	1.28%	\$2.11	1.33%
Work Force Development (BG3x)	10	2.14%	\$3.44	2.16%
CCEP (Purchasing Pool) (CCPP)	13	2.78%	\$2.38	1.49%
ARRA	-	0.00%	\$0.00	0.00%
Total	468	100%	\$159.09	100%
Minus 4 Overlap	464			
GOLD SEAL	-	-	\$5.45	3.42%
BGCSD+BGCSO	-	0.00%	-	0.00%
Age Break Down	All Eligible Clients-Paid		Dollars Paid by Age Category	
Type	Receiving % of Service	% of Total	Amount-\$	% of Total
Infant	65	13.51%	\$58.33	18.33%
Toddler	65	13.51%	\$61.16	19.22%
Three Year Old	80	16.63%	\$61.97	19.48%
Pre-School	109	22.66%	\$71.65	22.52%
<i>Sub-Total</i>	<i>319</i>	<i>66.32%</i>	<i>\$253.11</i>	<i>79.55%</i>
School Age: 6	34	7.07%	\$6.14	1.93%
School Age: 7	38	7.90%	\$7.84	2.46%
School Age: 8	29	6.03%	\$5.72	1.80%
School Age: 5 - 8**	116	24.12%	\$23.91	7.51%
School Age: 9 - 10	36	7.48%	\$6.42	2.02%
School Age: 11 - 12	9	1.87%	\$2.26	0.71%
School Age: Other Age	2	0.42%	(\$0.06)	-0.02%
School Age Total	162	33.68%	\$65.06	20.45%
Other	-	0.00%	\$ -	0.00%
<i>Sub-Total</i>	<i>162</i>	<i>33.68%</i>	<i>\$65.06</i>	<i>20.45%</i>
Total	481	100%	\$318.17	100%
Minus 17 Overlap	464			

**There are 18 5-year-old within this count.

Children By Age Group



Children Paid by BG Group



Early Learning Coalition of Miami-Dade/Monroe

EHS Slot Utilization Snapshot - Miami-Dade

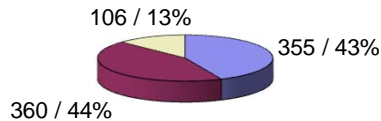
March 2018

(all dollar amounts in thousands '000)

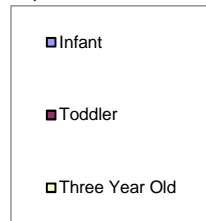
Children Served	Amount
Total actual paid - YTD	1,218
Total actual paid - March 2018	761
Net Slot Payment and Gold Seal Match (BG8 and CCEP)	\$ 550
Total cost (in thousands) (incl match)	\$ -
Change month over month	
Total Net Increase(decrease) children	11
Monthly Activity	
	Amount
Beginning Census	750
NET Increase/(Decrease)	11
Total	761
Current Data	
Enrolled As of Apr 23, 2018	746
Projected Paid for April (96% of enrolled)	716
Waitlist	324

Eligibility Breakdown	Children Paid by Billing Group		Dollars Paid by Billing Group	
	Receiving Service	% of Total	Amount*	% of Total
EHS	761	100.00%	\$549.59	100.00%
Total	761	100%	\$549.59	100%
Minus 0 Overlap	761			
GOLD SEAL			\$0.00	0.00%
categories above)	-		\$ -	
SFW GOLD SEAL			\$ -	-
Age Break Down	All Eligible Clients-Paid		Dollars Paid by Age Category	
	Receiving Service	% of Total	Amount-\$	% of Total
Infant	355	43.24%	\$464.17	42.23%
Toddler	360	43.85%	\$500.48	45.53%
Three Year Old	106	12.91%	\$134.53	12.24%
Pre-School	0	0.00%	\$0.00	0.00%
<i>Sub-Total</i>	821	100.00%	\$1,099.19	100.00%
School Age: 6 yrs	0	0.00%	\$0.00	0.00%
School Age: 7 yrs	0	0.00%	\$0.00	0.00%
School Age: 8 yrs	0	0.00%	\$0.00	0.00%
Unduplicated School Age: 5 - 8 yrs**	0	0.00%	\$0.00	0.00%
School Age: 9 yrs and above	0	0.00%	\$0.00	0.00%
School Age Total Includes 0 Overlap	0	0.00%	\$0.00	0.00%
School Age (Unduplicated)	0	0.00%	\$0.00	0.00%
Other	-	0.00%	\$0.00	0.00%
<i>Sub-Total</i>	-	0.00%	\$0.00	0.00%
Total	821	100%	\$1,099.19	100%
Minus 60 Overlap	761			

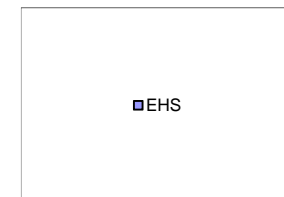
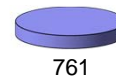
Children By Age Group



**There are 0 5-year-old within this count.



Children Paid by BG Group



Note: Legends with too small percentage are not shown on the pie chart.

Early Learning Coalition of Miami-Dade/Monroe

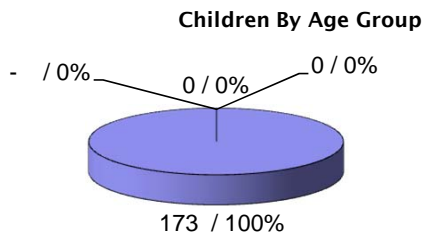
DCF Title V Slot Utilization Snapshot - Miami-Dade

March 2018


(all dollar amounts in thousands '000)

Children Served	Amount
Total actual paid - YTD	497
Total actual paid - March 2018	228
Net Slot Payment and Gold Seal Match (BG8 and CCEP)	\$ 70
	\$ -
Total cost (in thousands) (incl match)	\$ 75
Change month over month	
Total Net Increase(decrease) children	(6)
Monthly Activity	Amount
Beginning Census	234
NET Increase/(Decrease)	(6)
Total	228
Current Data	
Enrolled As of Apr 23, 2018	209
Projected Paid for April (96% of enrolled)	201

Eligibility Breakdown	Children Paid by Billing Group		Dollars Paid by Billing Group	
	Receiving Service	% of Total	Amount*	% of Total
V	228	100.00%	\$75.17	100.00%
Total	228	100%	\$75.17	100%
Minus 0 Overlap	228			
GOLD SEAL			\$5.16	6.86%
categories above)	-		\$ -	
SFW GOLD SEAL			\$ -	-
Age Break Down	All Eligible Clients-Paid		Dollars Paid by Age Category	
Type	Receiving Service	% of Total	Amount-\$	% of Total
Infant	58	24.27%	\$47.65	31.69%
Toddler	37	15.48%	\$24.99	16.62%
Three Year Old	38	15.90%	\$30.79	20.48%
Pre-School	40	16.74%	\$23.75	15.80%
<i>Sub-Total</i>	<i>173</i>	<i>72.38%</i>	<i>\$127.18</i>	<i>84.60%</i>
School Age: 6 yrs	0	0.00%	\$0.00	0.00%
School Age: 7 yrs	0	0.00%	\$0.00	0.00%
School Age: 8 yrs	0	0.00%	\$0.00	0.00%
Unduplicated School Age: 5 - 8 yrs**	0	0.00%	\$0.00	0.00%
School Age: 9 yrs and above	0	0.00%	\$0.00	0.00%
School Age Total Includes -66 Overlap	0	0.00%	\$0.00	0.00%
School Age (Unduplicated)	66	27.62%	\$23.16	15.40%
Other	-	0.00%	\$0.00	0.00%
<i>Sub-Total</i>	<i>66</i>	<i>27.62%</i>	<i>\$23.16</i>	<i>15.40%</i>
Total	239	100%	\$150.33	100%
Minus 11 Overlap	228			



**There are 0 5-year-old within this count.



Note: Legends with too small percentage are not shown on the pie chart.

MARCH 2018 BTA AMEX

Trans. Date	AMEX Description	Amount	ELC Description	Dist Code PAYROLL CODE
3/3/2018	American Airlines ticket# 0012176029126	\$ 838.29	AA airfare for S. Resendiz Gamex to attend PITC Module V Beginning Together 03-04 to 03-09	520EHO
3/7/2018	American Airlines ticket# 0012176787637	\$ 245.30	AA airfare for S. Resendiz Gamex to attend PITC Module V Beginning Together 03-04 to 03-09	520EHO
3/7/2018	American Airlines ticket# 0012176855831	\$ 495.60	AA airfare for Z. De Loach to attend Managing Comprehensive Health Services 04-16 to 04-19	520EHO
3/7/2018	American Airlines ticket# 0012176855832	\$ 495.60	AA airfare for J. Olivo to attend Managing Comprehensive Health Services 04-16 to 04-19	520EHO
3/9/2018	Budget Rent a Car 03-04 to 03-08	\$ 285.40	03-09	520EHO
3/9/2018	Holiday Inn Bayside 03-04 to 03-08	\$ 562.96	Holiday Inn Bayside loding for L. Jones to attend PITC Module V Beginning Together 03-04 to 03-09	520EHO
3/9/2018	Holiday Inn Bayside 03-04 to 03-08	\$ 562.96	Holiday Inn Bayside loding for H. Raymond to attend PITC Module V Beginning Together 03-04 to 03-09	520EHO
3/9/2018	Holiday Inn Bayside 03-04 to 03-08	\$ 562.96	Holiday Inn Bayside loding for J. Saint Louis to attend PITC Module V Beginning Together 03-04 to 03-09	520EHO
3/9/2018	Holiday Inn Bayside 03-04 to 03-08	\$ 562.96	Holiday Inn Bayside loding for Y. Soler to attend PITC Module V Beginning Together 03-04 to 03-09	520EHO
3/9/2018	Holiday Inn Bayside 03-04 to 03-08	\$ 562.96	Holiday Inn Bayside loding for S. Resendiz Gamex to attend PITC Module V Beginning Together 03-04 to 03-09	520EHO
3/27/2018	Orlando Airport Marriott	\$ (156.38)	Orlando Airport Marriott pending credit S. Martorano for no show charge from 4th Annual Wipfli Conference 11-28-16 to 11-02-16	400EHO
		\$5,018.61		

Quarterly Breakdown - Airfare, Hotel, Car Rental	
Total Airfare March	\$ 2,074.79
Total Hotel March	\$ 2,814.80
Total Hotel CREDIT March	\$ (156.38)
Total car rental & tolls March	\$ 285.40

\$5,018.61